

## Noble - UIC College Prep

1231 S Damen Ave Chicago, IL 60608  
 (312)768-4858 • <https://nobleschools.org/uic> • @ChiPubSchools

**Level 1+**

- Level 1
- Level 2+
- Level 2
- Level 3
- Not Enough Data

### School Quality Rating

This school received a Level 1+ rating based on the CPS School Quality Rating Policy (SQRP). More information about what this rating means and how it is calculated is available at [cps.edu/sqrp](https://cps.edu/sqrp).

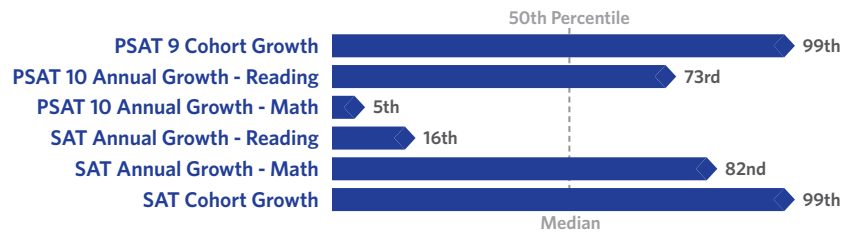
### Accountability Status: Not Applicable

This school does not receive an official accountability status because its performance measures are determined by its contract with the Chicago Board of Education.

## Student Growth

**ABOVE AVERAGE**


Student Growth at this school was above average, which means that students' actual 2019 PSAT and SAT composite scores were higher than their expected PSAT and SAT composite scores.



## Student Attainment

**ABOVE EXPECTATIONS**

Student Attainment at this school was above expectations, which means most students met college readiness benchmarks on their grade-appropriate PSAT or SAT assessment in Spring 2019.



## School Culture & Climate

**WELL ORGANIZED**

This school is "Well-Organized for Improvement" which means that the school has a very strong culture and climate, suggesting the school is set up for success. Results are based on student and teacher responses to the My Voice, My School 5Essentials survey. For more information on this survey and additional measures of school culture and climate, visit <https://www.5-essentials.org/cps/5e/2019/>.



Teacher Participation Rate:  
**88.2%**

Student Participation Rate:  
**88.1%**

## Creative Schools



Certification not yet available; data from this school is still under review.

## Supportive Schools



This school has not submitted an action plan to support school climate and social & emotional learning (SEL).

## World Languages



**Languages offered at this school:** This school is not offering World Language courses as of SY 18-19.

This school had students who earned the State Seal of Bilingualism in SY 18-19.

## Early College and Career Programs

Early College and Career Programs allow students to earn college credit or career credentials while still in high school.



## Healthy Schools



Students learn better at healthy schools! This charter school opted not to participate in the Healthy CPS Initiative and does not receive a rating from the District. Charter schools are still required to follow non-instructional health related policies.

## School Stats

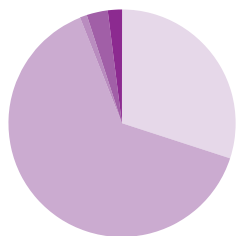
School Type: Charter - Traditional

Enrollment: 932

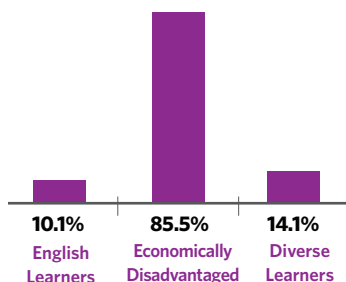
Grades Served: 9-12

ADA Accessibility Level: Usable

## Demographics



Black 30.3%  
Hispanic 64.3%  
White 1.2%  
Asian 3.1%  
Multi/Other 1.2%



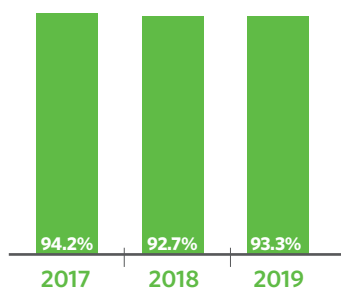
## Neighborhood Map



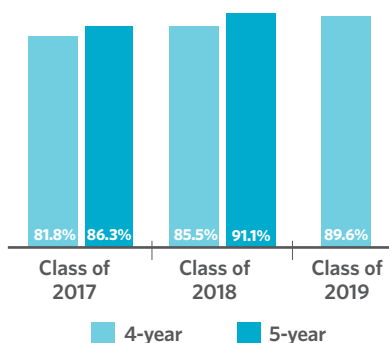
This map shows nearby schools and their SQRP ratings based on their performance in the 2018-19 school year. An interactive version of this map, the School Locator, is available at [cps.edu/schools](http://cps.edu/schools).

LEVEL 1+  
LEVEL 1  
LEVEL 2+  
LEVEL 2  
LEVEL 3  
NOT ENOUGH DATA

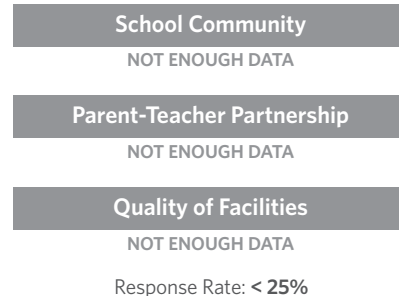
## Attendance



## Graduation Rate



## Parent Survey



## Freshmen On Track

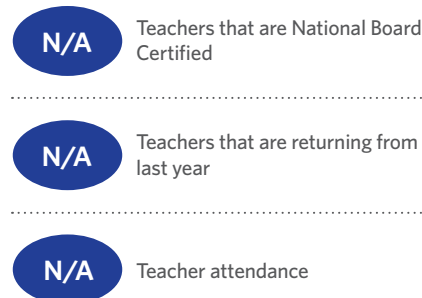
The percent of freshmen who earned five or more credits without failing more than one semester core class



## College Enrollment of Graduates



## Teachers



## School Connectedness

Students' reported sense of membership in the school community on the 5Essentials survey



## Early College and Career Credential Attainment



## Suspension Practices

The percent of students who received one or more out-of-school suspensions



## One-Year Dropout Rate

