

## Camelot - Chicago Excel Academy

1257 W 111th St Chicago, IL 60643

(773)629-8379 • <http://cameloteducation.org/our-schools/accelerate> • @ChiPubSchools



### School Quality Rating

This school received a Level 1 rating based on the CPS School Quality Rating Policy (SQRP). More information about what this rating means and how it is calculated is available at [cps.edu/sqrp](http://cps.edu/sqrp).

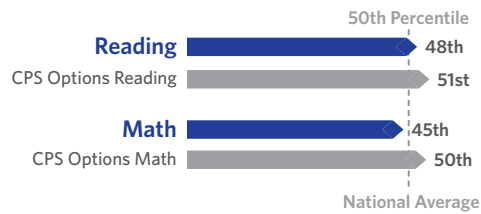
### Accountability Status: Good Standing

This school is in Good Standing, based on this and last year's SQRP ratings. This means that the Local School Council (LSC) will oversee this school's funding allocations and Continuous Improvement Work Plan (CIWP). More information is available at [cps.edu/LSC](http://cps.edu/LSC)

## Student Growth



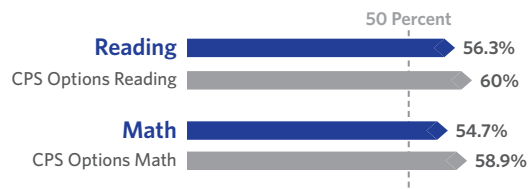
Student Growth measures the change in STAR test scores between two points in time: either fall to spring, winter to spring, or fall to winter depending on available test scores. The growth at this school is average, which means the students at this school generally showed about the same growth as students nationally with the same pretest scores.



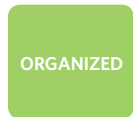
## Students Making Growth Targets



Students Making Growth Targets is the percent of students who reached the 40th percentile growth on STAR. This school has a high number of students reaching this level of growth.



## School Culture & Climate



This school is "Organized for Improvement" which means that the school has a strong culture and climate with only a few areas for improvement. Results are based on student and teacher responses to the My Voice, My School 5Essentials survey. For more information on this survey and additional measures of school culture and climate visit <https://www.5-essentials.org/cps/5e/2018/>.



Teacher Participation Rate:  
**75%**

Student Participation Rate:  
**54.8%**

## Creative Schools



This school is Excelling in the arts. It meets the goals and priorities outlined in the CPS Arts Education Plan, including Staffing & Instruction, Partnerships, Community & Culture, and Budget & Planning. To learn more, visit <http://www.cpsarts.org/creative-schools-categories/>.

## Supportive Schools



This school has developed an action plan to support social and emotional learning (SEL). Leaders and staff have assessed their school climate, and they are beginning to adopt best practices to support SEL for all students.

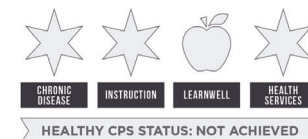
## Early College and Career Programs

Early College and Career Programs allow students to earn college credit or career credentials while still in high school.



This school has no Early College and Career Programs at this time.

## Healthy Schools



Students learn better at healthy schools! This school is working towards achieving Healthy CPS. Schools must earn four badges to become Healthy CPS. Learn more by visiting [www.cps.edu/healthycps](http://www.cps.edu/healthycps).

## School Stats

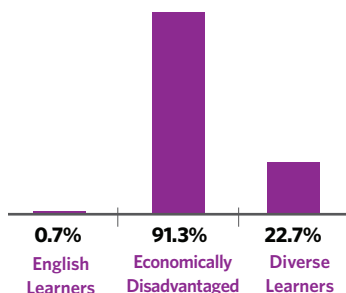
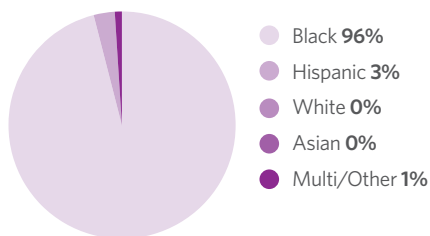
School Type: Contract - Options

Enrollment: 300

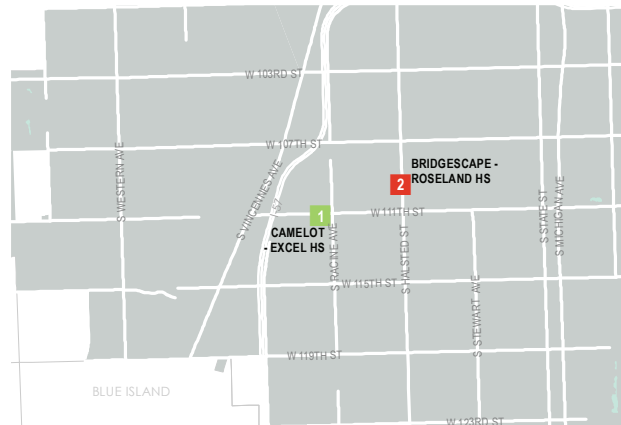
Grades Served: 9-12

ADA Accessibility Level: Unknown

## Demographics



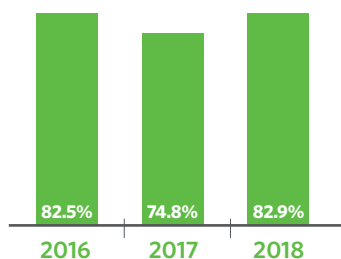
## Neighborhood Map



This map shows the location of this Options school. An interactive version of this map, the School Locator, is available at [cps.edu/schools](http://cps.edu/schools).

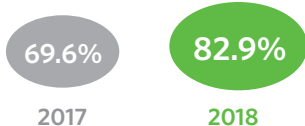


## Attendance



## Growth in Attendance

The percent of students with at least 90% attendance or have improved by at least 3 percentage points



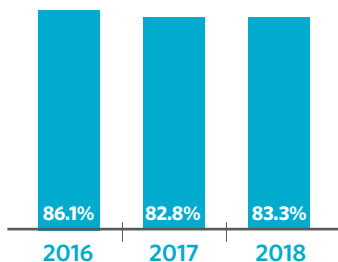
## Suspension Practices

The percent of students who received one or more out-of-school suspensions

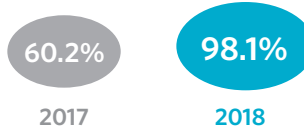


## Stabilization Rate

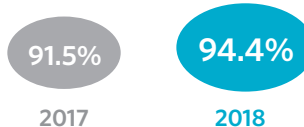
The percent of students who remain enrolled, completed the program, graduated or transferred



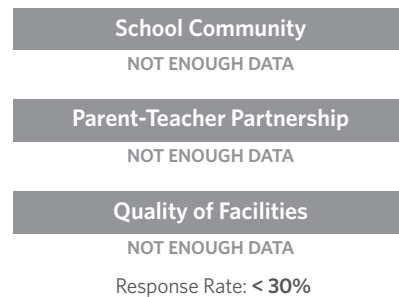
## Students Passing All of Their Classes



## One-Year Graduation Rate



## Parent Survey



## Teachers

