

## Theodore Roosevelt High School

3436 W Wilson Ave Chicago, IL 60625  
 (773)534-5000 • <http://rhrsroughriders.org> • @ChiPubSchools



### School Quality Rating

This school received a Level 2+ rating based on the CPS School Quality Rating Policy (SQRP). More information about what this rating means and how it is calculated is available at [cps.edu/sqrp](http://cps.edu/sqrp).


### Accountability Status: Provisional Support

This school is in Provisional Support, based on this and last year's SQR ratings. This means that the district may oversee this school's curriculum, student services, staff development, or budget. More information is available at [cps.edu/LSC](http://cps.edu/LSC)

## Student Growth



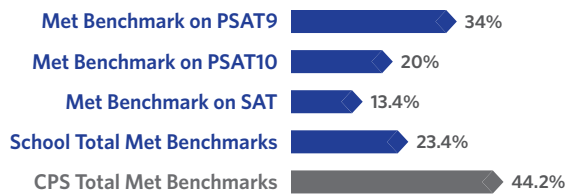
Student Growth at this school was average, which means that students' actual 2018 PSAT and SAT composite scores were close to their expected PSAT and SAT composite scores.



## Student Attainment



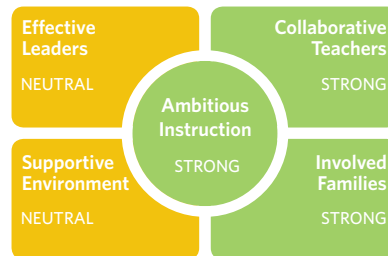
Student Attainment at this school was below expectations, which means some students met college readiness benchmarks on their grade-appropriate PSAT or SAT assessment in Spring 2018.



## School Culture & Climate



This school is "Well-Organized for Improvement" which means that the school has a very strong culture and climate, suggesting the school is set up for success. Results are based on student and teacher responses to the My Voice, My School 5Essentials survey. For more information on this survey and additional measures of school culture and climate, visit <https://www.5-essentials.org/cps/5e/2018/>.



Teacher Participation Rate:  
95.2%

Student Participation Rate:  
68.1%

## Creative Schools



This school is Excelling in the arts. It meets the goals and priorities outlined in the CPS Arts Education Plan, including Staffing & Instruction, Partnerships, Community & Culture, and Budget & Planning. To learn more, visit <http://www.cpsarts.org/creative-schools-categories/>.

## Supportive Schools



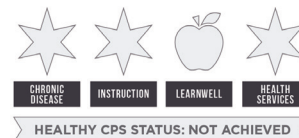
This school has developed an action plan to support social and emotional learning (SEL). Leaders and staff have assessed their school climate, and they are beginning to adopt best practices to support SEL for all students.

## Early College and Career Programs

Early College and Career Programs allow students to earn college credit or career credentials while still in high school.



## Healthy Schools



Students learn better at healthy schools! This school is working towards achieving Healthy CPS. Schools must earn four badges to become Healthy CPS. Learn more by visiting [www.cps.edu/healthycps](http://www.cps.edu/healthycps).

## School Stats

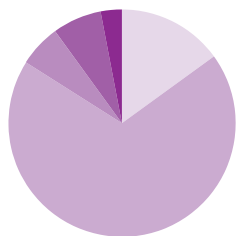
School Type: District - Traditional

Enrollment: 1099

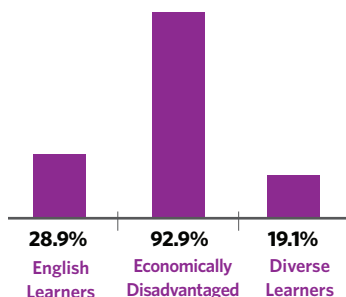
Grades Served: 7-12

ADA Accessibility Level: Usable

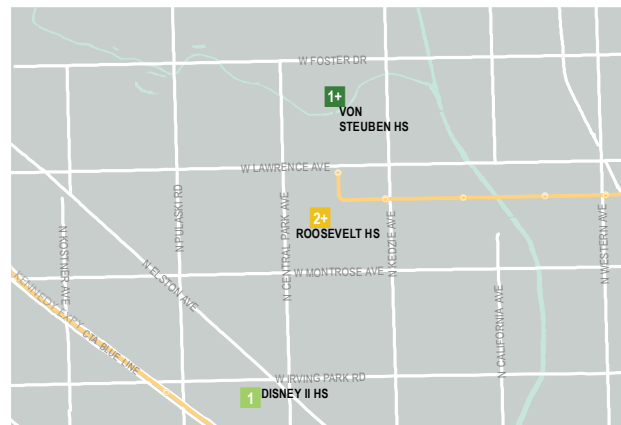
## Demographics



Black 14.8%  
Hispanic 68.9%  
White 5.7%  
Asian 7.5%  
Multi/Other 3.1%



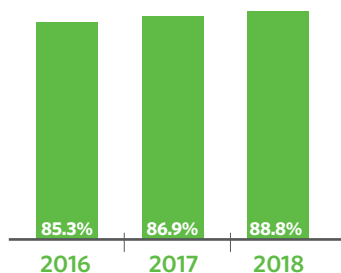
## Neighborhood Map



This map shows nearby schools and their SQRP ratings based on their performance in the 2017-18 school year. An interactive version of this map, the School Locator, is available at [cps.edu/schools](http://cps.edu/schools).

LEVEL 1+  
LEVEL 1  
LEVEL 2+  
LEVEL 2  
LEVEL 3  
NOT ENOUGH DATA

## Attendance



## Freshmen On Track

The percent of freshmen who earned five or more credits without failing more than one semester core class

66.4%

2017

81.9%

2018

## School Connectedness

Students' reported sense of membership in the school community on the 5Essentials survey

NEUTRAL

2017

NEUTRAL

2018

## Suspension Practices

The percent of students who received one or more out-of-school suspensions

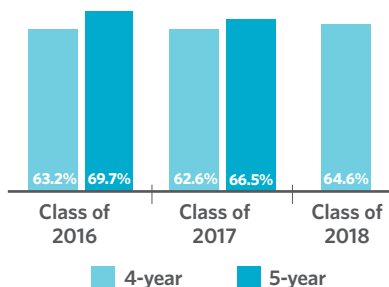
9.9%

2017

8.3%

2018

## Graduation Rate



## College Enrollment of Graduates

58.2%

2017

66.1%

2018

## Early College and Career Credential Attainment

44%

2017

48.4%

2018

## One-Year Dropout Rate

8.5%

2017

5.3%

2018

## Parent Survey

School Community

WEAK

Parent-Teacher Partnership

WEAK

Quality of Facilities

NEUTRAL

Response Rate: 42%

## Teachers

6.5%

Teachers that are National Board Certified

91%

Teachers that are returning from last year

95%

Teacher attendance

