

## William Jones College Preparatory High School

700 S State St Chicago, IL 60605  
 (773)534-8600 • <http://www.jonescollegeprep.org> • @ChiPubSchools



**Level 1+**

- Level 1
- Level 2+
- Level 2
- Level 3
- Not Enough Data

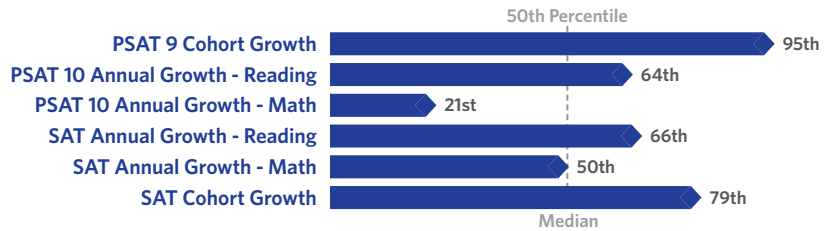
**School Quality Rating**  
 This school received a Level 1+ rating based on the CPS School Quality Rating Policy (SQRP). More information about what this rating means and how it is calculated is available at [cps.edu/sqrp](http://cps.edu/sqrp).

**Accountability Status: Good Standing**  
 This school is in Good Standing, based on this and last year's SQRP ratings. This means that the Local School Council (LSC) will oversee this school's funding allocations and Continuous Improvement Work Plan (CIWP). More information is available at [cps.edu/LSC](http://cps.edu/LSC)

## Student Growth



Student Growth at this school was average, which means that students' actual 2018 PSAT and SAT composite scores were close to their expected PSAT and SAT composite scores.



## Student Attainment



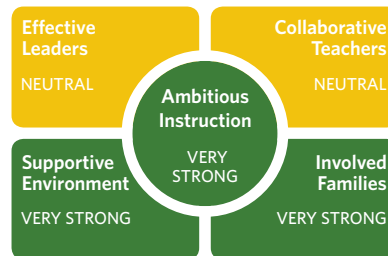
Student Attainment at this school was far above expectations, which means nearly all students met college readiness benchmarks on their grade-appropriate PSAT or SAT assessment in Spring 2018.



## School Culture & Climate



This school is "Well-Organized for Improvement" which means that the school has a very strong culture and climate, suggesting the school is set up for success. Results are based on student and teacher responses to the My Voice, My School 5Essentials survey. For more information on this survey and additional measures of school culture and climate, visit <https://www.5-essentials.org/cps/5e/2018/>.



Teacher Participation Rate:  
77.1%

Student Participation Rate:  
92.1%

## Creative Schools



This school is Excelling in the arts. It meets the goals and priorities outlined in the CPS Arts Education Plan, including Staffing & Instruction, Partnerships, Community & Culture, and Budget & Planning. To learn more, visit <http://www.cpsarts.org/creative-schools-categories/>.

## Supportive Schools



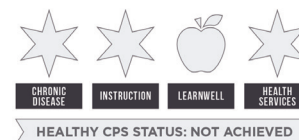
This school has not submitted an action plan to support school climate and social & emotional learning (SEL).

## Early College and Career Programs

Early College and Career Programs allow students to earn college credit or career credentials while still in high school.



## Healthy Schools



Students learn better at healthy schools! This school is working towards achieving Healthy CPS. Schools must earn four badges to become Healthy CPS. Learn more by visiting [www.cps.edu/healthycps](http://www.cps.edu/healthycps).

## School Stats

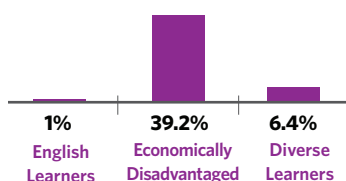
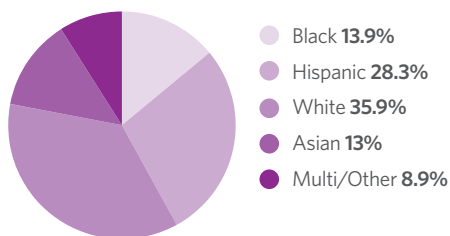
School Type: District - Traditional

Enrollment: 1865

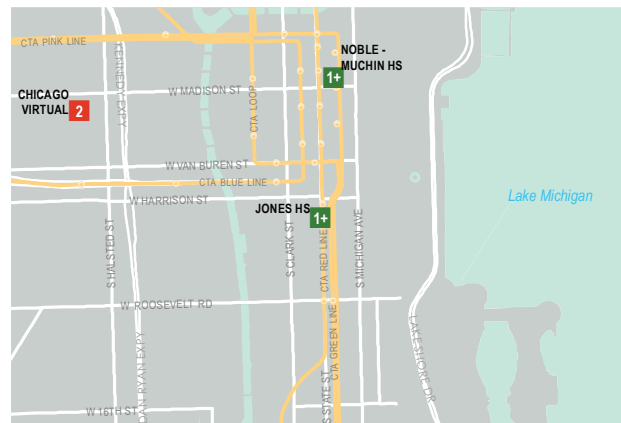
Grades Served: 9-12

ADA Accessibility Level: Usable

## Demographics



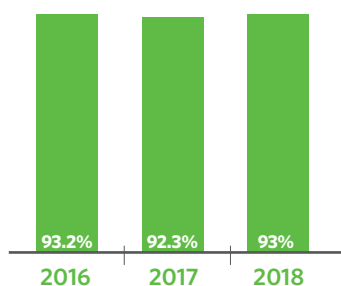
## Neighborhood Map



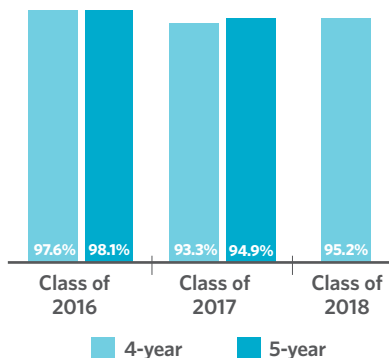
This map shows nearby schools and their SQRP ratings based on their performance in the 2017-18 school year. An interactive version of this map, the School Locator, is available at [cps.edu/schools](http://cps.edu/schools).



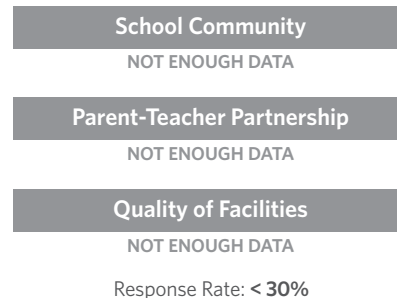
## Attendance



## Graduation Rate



## Parent Survey



## Freshmen On Track


The percent of freshmen who earned five or more credits without failing more than one semester core class



## College Enrollment of Graduates



## Teachers



## School Connectedness

Students' reported sense of membership in the school community on the 5Essentials survey



## Early College and Career Credential Attainment



## Suspension Practices

The percent of students who received one or more out-of-school suspensions



## One-Year Dropout Rate

