

## Amelia Earhart Options for Knowledge ES

1710 E 93rd St Chicago, IL 60617

(773)535-6416 • <http://www.earhart.cps.edu> • @ChiPubSchools

### Level 1+

- Level 1
- Level 2+
- Level 2
- Level 3
- Not Enough Data

### School Quality Rating

This school received a Level 1+ rating based on the CPS School Quality Rating Policy (SQRP). More information about what this rating means and how it is calculated is available at [cps.edu/sqrp](http://cps.edu/sqrp).

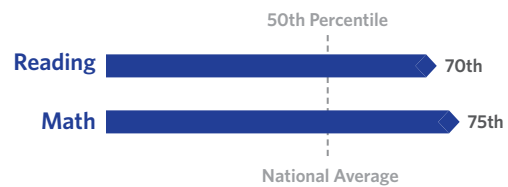
### Accountability Status: Good Standing

This school is in Good Standing, based on this and last year's SQRP ratings. This means that the Local School Council (LSC) will oversee this school's funding allocations and Continuous Improvement Work Plan (CIWP). More information is available at [cps.edu/LSC](http://cps.edu/LSC)

## Student Growth

ABOVE AVERAGE

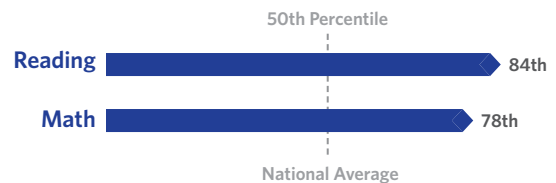
Student Growth at this school was above average, which means the change in NWEA test scores between Spring 2017 and Spring 2018 was greater at this school than at other schools nationally with the same pretest score.



## Student Attainment

ABOVE AVERAGE

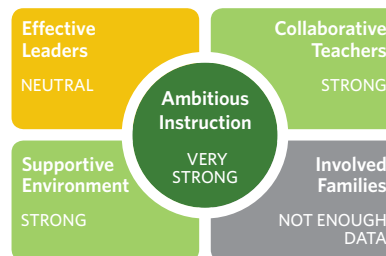
Student Attainment at this school was above average, which means NWEA test scores in Spring 2018 were higher than the national average score



## School Culture & Climate

WELL ORGANIZED

This school is "Well-Organized for Improvement" which means that the school has a very strong culture and climate, suggesting the school is set up for success. Results are based on student and teacher responses to the My Voice, My School 5Essentials survey. For more information on this survey and additional measures of school culture and climate, visit <https://www.5-essentials.org/cps/5e/2018/>.



Teacher Participation Rate:  
**60%**

Student Participation Rate:  
**96.6%**

## Early Education Award

This school does not have a preschool program.

## Healthy Schools



HEALTHY CPS STATUS: NOT ACHIEVED

Students learn better at healthy schools! This school is working towards achieving Healthy CPS. Schools must earn four badges to become Healthy CPS. Learn more by visiting [www.cps.edu/healthycps](http://www.cps.edu/healthycps).

## Creative Schools



This school is Emerging in the arts. It rarely meets the goals and priorities outlined in the CPS Arts Education Plan including Staffing & Instruction, Partnerships, Community & Culture, and Budget & Planning. To learn more, visit <http://www.cpsarts.org/creative-schools-categories/>.

## Supportive Schools



This school has developed an action plan to support social and emotional learning (SEL). Leaders and staff have assessed their school climate, and they are beginning to adopt best practices to support SEL for all students.

## School Stats

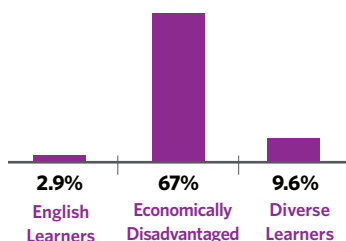
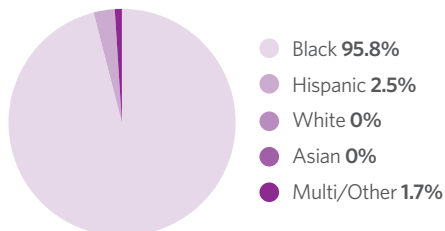
School Type: District - Traditional

Enrollment: 239

Grades Served: K-8

ADA Accessibility Level: Usable

## Demographics



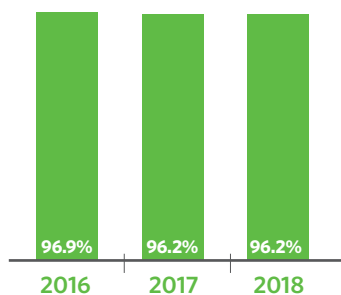
## Neighborhood Map



This map shows nearby schools and their SQRP ratings based on their performance in the 2017-18 school year. An interactive version of this map, the School Locator, is available at [cps.edu/schools](http://cps.edu/schools).

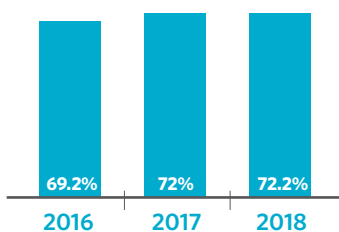


## Attendance

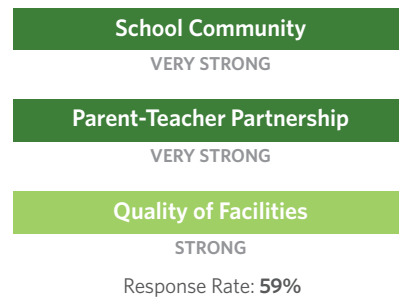


## Grades 3-8 On Track

The percent of students in grades 3-8 who have an attendance rate of 95% or greater and earned a C or higher in reading and math



## Parent Survey



## School Connectedness

Students' reported sense of membership in the school community on the 5Essentials survey




## English Learners

The percent of students meeting annual growth targets



## Teachers



## Classroom Rigor

Students' perception of rigor in the classroom



## Suspension Practices

The percent of students who received one or more out-of-school suspensions

