

## Alexander Graham Elementary School

4436 S Union Ave Chicago, IL 60609  
 (773)535-1308 • <https://grahames.org> • @ChiPubSchools



### School Quality Rating

This school received a Level 2 rating based on the CPS School Quality Rating Policy (SQRP). More information about what this rating means and how it is calculated is available at [cps.edu/sqrp](https://cps.edu/sqrp).

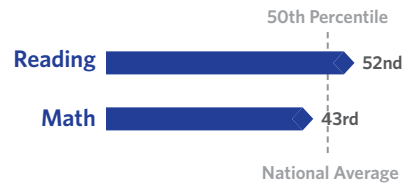
### Accountability Status: Provisional Support

This school is in Provisional Support, based on this and last year's SQRP ratings. This means that the district will oversee this school's curriculum, student services, staff development, or budget. More information is available at [cps.edu/LSC](https://cps.edu/LSC)

## Student Growth



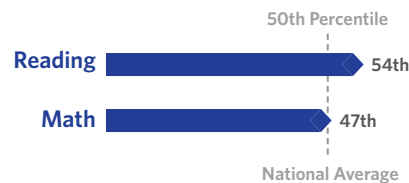
Student Growth at this school was average, which means the change in NWEA test scores between Spring 2017 and Spring 2018 was about the same at this school as at other schools nationally with the same pretest score.



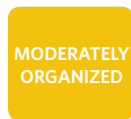
## Student Attainment



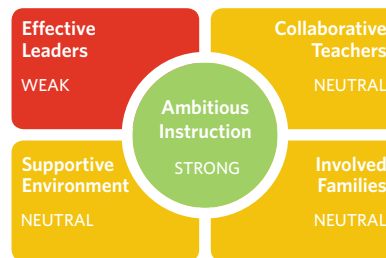
Student Attainment at this school was average, which means NWEA test scores in Spring 2018 were about the same as the national average score



## School Culture & Climate



This school is "Moderately Organized for Improvement" which means that the school has both strengths and weaknesses in their culture and climate. Results are based on student and teacher responses to the My Voice, My School 5Essentials survey. For more information on this survey and additional measures of school culture and climate visit <https://www.5-essentials.org/cps/5e/2018/>.



Teacher Participation Rate:  
**75.8%**

Student Participation Rate:  
**92.7%**

## Early Education Award



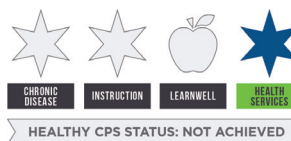
This school's preschool program has earned a Gold Circle of Quality award from the statewide quality rating system, meeting and exceeding the highest quality of standards for early learning programs. For more information, visit [excelsartellinois.com](https://excelsartellinois.com).

## Creative Schools



This school is Developing in the arts. It occasionally meets the goals and priorities of the CPS Arts Education Plan including Staffing & Instruction, Partnerships, Community & Culture and Budget & Planning. To learn more, visit <http://www.cpsarts.org/creative-schools-categories/>.

## Healthy Schools



Students learn better at healthy schools! This school is working towards achieving Healthy CPS. Schools must earn four badges to become Healthy CPS. Learn more by visiting [www.cps.edu/healthycps](https://www.cps.edu/healthycps).

## Supportive Schools



This school has put in place systems and structures to support social and emotional learning (SEL). This may include SEL action plans, ongoing training for teachers and staff, partnerships with community organizations, time for SEL in the master schedule, and/or targeted and intensive SEL services.

## School Stats

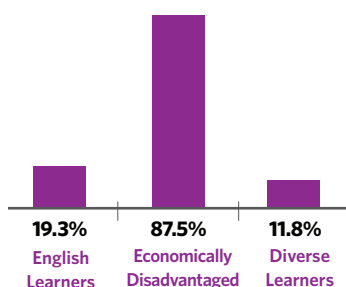
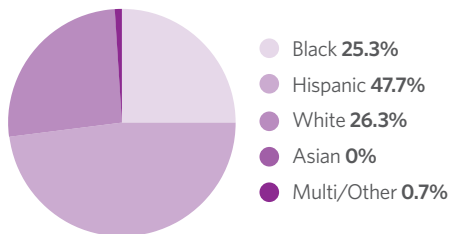
School Type: District - Traditional

Enrollment: 415

Grades Served: PK-8

ADA Accessibility Level: Inaccessible

## Demographics



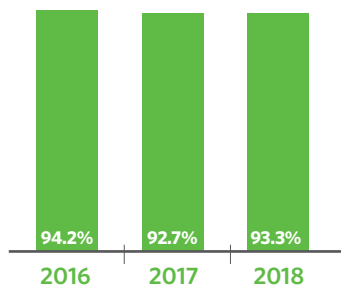
## Neighborhood Map



This map shows nearby schools and their SQRP ratings based on their performance in the 2017-18 school year. An interactive version of this map, the School Locator, is available at [cps.edu/schools](http://cps.edu/schools).

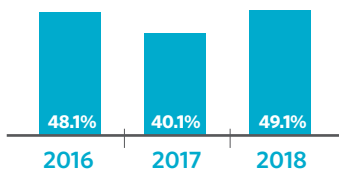


## Attendance

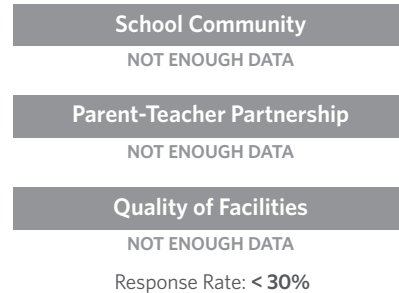


## Grades 3-8 On Track

The percent of students in grades 3-8 who have an attendance rate of 95% or greater and earned a C or higher in reading and math



## Parent Survey



## School Connectedness

Students' reported sense of membership in the school community on the 5Essentials survey




## English Learners

The percent of students meeting annual growth targets



## Teachers



## Classroom Rigor

Students' perception of rigor in the classroom



## Suspension Practices

The percent of students who received one or more out-of-school suspensions

