

## Perspectives - Math and Science Academy

3663 S Wabash Ave Chicago, IL 60653  
 (773)358-6800 • <http://www.pcsedu.org> • @ChiPubSchools

- Level 1+
- Level 1
- Level 2+
- Level 2
- Level 3
- Not Enough Data

### School Quality Rating

This school received a Level 2+ rating based on the CPS School Quality Rating Policy (SQRP). More information about what this rating means and how it is calculated is available at [cps.edu/sqrp](http://cps.edu/sqrp).

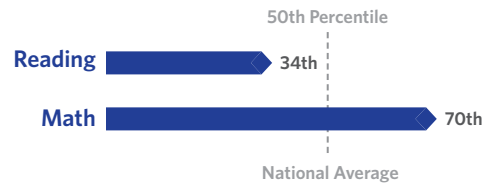
### Accountability Status: Not Applicable

This school does not receive an official accountability status because its performance measures are determined by its contract with the Chicago Board of Education.

## Student Growth

AVERAGE

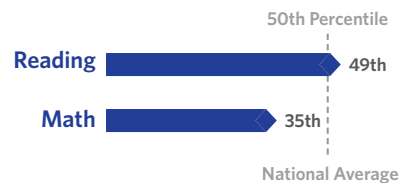
Student Growth at this school was average, which means the change in NWEA test scores between Spring 2017 and Spring 2018 was about the same at this school as at other schools nationally with the same pretest score.



## Student Attainment

AVERAGE

Student Attainment at this school was average, which means NWEA test scores in Spring 2018 were about the same as the national average score.



## School Culture & Climate

ORGANIZED

This school is "Organized for Improvement" which means that the school has a strong culture and climate with only a few areas for improvement. Results are based on student and teacher responses to the My Voice, My School 5Essentials survey. For more information on this survey and additional measures of school culture and climate visit <https://www.5-essentials.org/cps/5e/2018/>.



Teacher Participation Rate:  
**73%**

Student Participation Rate:  
**65.6%**

## Early Education Award

This school does not have a preschool program.

## Healthy Schools



HEALTHY CPS STATUS: NOT ACHIEVED

Students learn better at healthy schools! This school is working towards achieving Healthy CPS. Schools must earn four badges to become Healthy CPS. Learn more by visiting [www.cps.edu/healthycps](http://www.cps.edu/healthycps).

## Creative Schools



This school is Emerging in the arts. It rarely meets the goals and priorities outlined in the CPS Arts Education Plan including Staffing & Instruction, Partnerships, Community & Culture, and Budget & Planning. To learn more, visit <http://www.cpsarts.org/creative-schools-categories/>.

## Supportive Schools



This school has not submitted an action plan to support school climate and social & emotional learning (SEL).

## School Stats

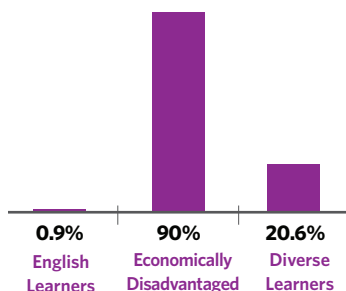
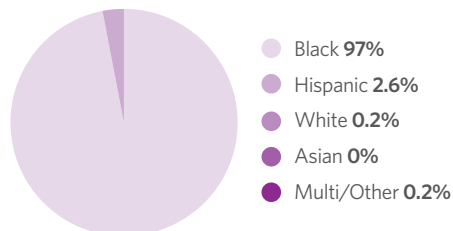
School Type: Charter - Traditional

Enrollment: 461

Grades Served: 6-12

ADA Accessibility Level: Usable

## Demographics



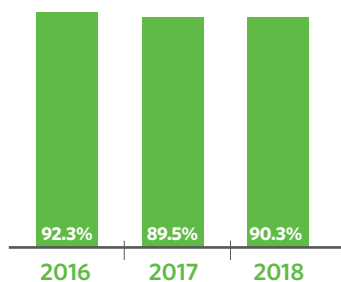
## Neighborhood Map



This map shows nearby schools and their SQRP ratings based on their performance in the 2017-18 school year. An interactive version of this map, the School Locator, is available at [cps.edu/schools](http://cps.edu/schools).



## Attendance



## Grades 3-8 On Track

The percent of students in grades 3-8 who have an attendance rate of 95% or greater and earned a C or higher in reading and math



## Parent Survey



## School Connectedness

Students' reported sense of membership in the school community on the 5Essentials survey

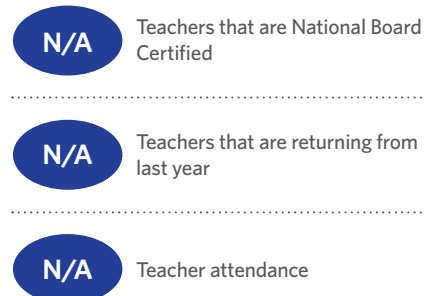


## English Learners

The percent of students meeting annual growth targets



## Teachers



## Classroom Rigor

Students' perception of rigor in the classroom



## Suspension Practices

The percent of students who received one or more out-of-school suspensions

