

## Noble - The Noble Academy

1443 N Ogden Ave Chicago, IL 60610-1007  
 (312)574-1527 • <http://thenobleacademy.noblenetwork.org> • @ChiPubSchools

**Level 1+**

- Level 1
- Level 2+
- Level 2
- Level 3
- Not Enough Data

### School Quality Rating

This school received a Level 1+ rating based on the CPS School Quality Rating Policy (SQRP). More information about what this rating means and how it is calculated is available at [cps.edu/sqrp](http://cps.edu/sqrp).

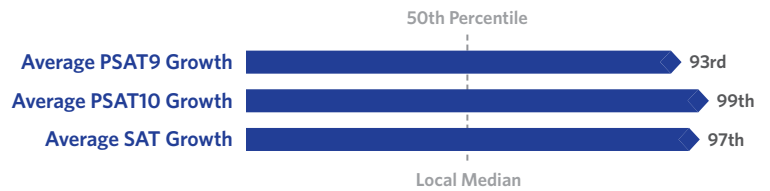
### Accountability Status: Not Applicable

This school does not receive an official accountability status because its performance measures are determined by its contract with the Chicago Board of Education.

## Student Growth

**FAR ABOVE AVERAGE**


Student Growth at this school was far above average, which means that students' actual 2017 PSAT and SAT composite scores were much higher than their expected PSAT and SAT composite scores.



## Student Attainment

**ABOVE EXPECTATIONS**

Student Attainment at this school was above expectations, which means most students met college readiness benchmarks on their grade-appropriate PSAT or SAT assessment in Spring 2017.



## School Culture & Climate

**WELL ORGANIZED**

This school is "Well-Organized for Improvement" which means that the school has a very strong culture and climate, suggesting the school is set up for success. Results are based on student and teacher responses to the My Voice, My School 5Essentials survey. For more information on this survey and additional measures of school culture and climate, visit [cps.5-essentials.org](http://cps.5-essentials.org).



Teacher Participation Rate: **99.9%**

Student Participation Rate: **55.8%**

## Creative Schools



This school is Emerging in the arts. It rarely meets the goals and priorities outlined in the CPS Arts Education Plan including Staffing & Instruction, Partnerships, Community & Culture, and Budget & Planning. To learn more, visit [cpsarts.org/creative-schools-certification](http://cpsarts.org/creative-schools-certification).

## Supportive Schools



This school has not submitted an action plan to support school climate and social & emotional learning (SEL).

## Early College and Career Programs

Early College and Career Programs allow students to earn college credit or career credentials while still in high school.



This school has no Early College and Career Programs at this time.

## Healthy Schools



Students learn better at healthy schools! This school is working towards achieving Healthy CPS. Schools must earn four badges to become Healthy CPS. Learn more by visiting [www.cps.edu/healthycps](http://www.cps.edu/healthycps).

## School Stats

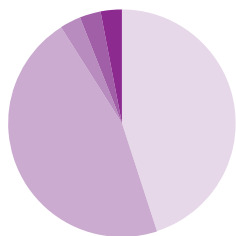
School Type: Charter - Traditional

Enrollment: 346

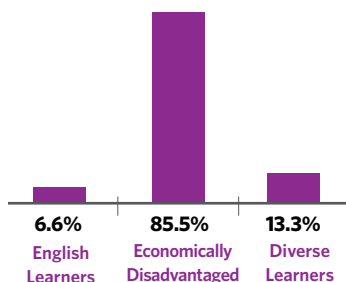
Grades Served: 9-10

ADA Accessibility Level: Usable

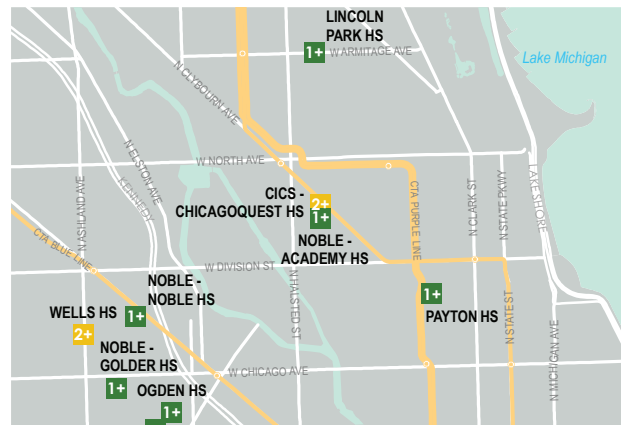
## Demographics



Black 44.8%  
Hispanic 46.2%  
White 2.6%  
Asian 2.9%  
Multi/Other 3.5%



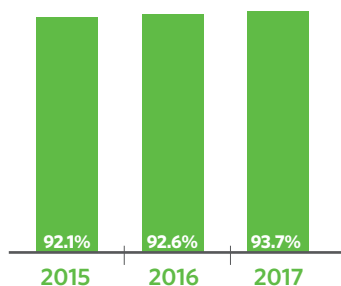
## Neighborhood Map



This map shows nearby schools and their SQRP ratings based on their performance in the 2016-17 school year. An interactive version of this map, the School Locator, is available at [cps.edu/schools](http://cps.edu/schools).

LEVEL 1+  
LEVEL 1  
LEVEL 2+  
LEVEL 2  
LEVEL 3  
NOT ENOUGH DATA

## Attendance



## Freshmen On Track

The percent of freshmen who earned five or more credits without failing more than one semester core class



## School Connectedness

Students' reported sense of membership in the school community on the 5Essentials survey

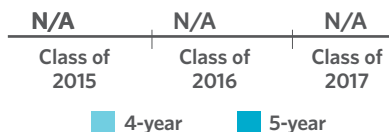


## Suspension Practices

The percent of students who received one or more out-of-school suspensions



## Graduation Rate



## College Enrollment of Graduates



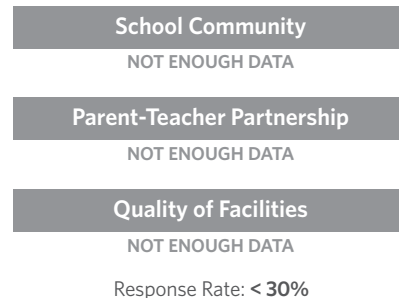
## Early College and Career Credential Attainment



## One-Year Dropout Rate



## Parent Survey



## Teachers

