

Gwendolyn Brooks College Preparatory Academy HS

250 E 111th St Chicago, IL 60628
 (773)535-9930 • <http://www.brookscollegerep.org> • @ChiPubSchools

Level 1+

- Level 1
- Level 2+
- Level 2
- Level 3
- Not Enough Data

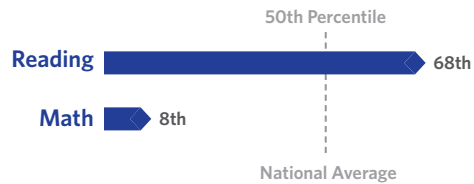
School Quality Rating
 This school received a Level 1+ rating based on the CPS School Quality Rating Policy (SQRP). More information about what this rating means and how it is calculated is available at cps.edu/sqrp.

Accountability Status: Good Standing
 This school is in Good Standing, based on this and last year's SQRP ratings. This means that the Local School Council (LSC) will oversee this school's funding allocations and Continuous Improvement Work Plan (CIWP). More information is available at cps.edu/LSC

Student Growth

BELOW AVERAGE

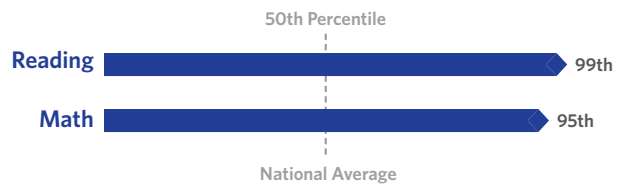
Student Growth at this school was below average, which means the change in NWEA test scores between Spring 2016 and Spring 2017 was less at this school than at other schools nationally with the same pretest score.



Student Attainment

FAR ABOVE AVERAGE

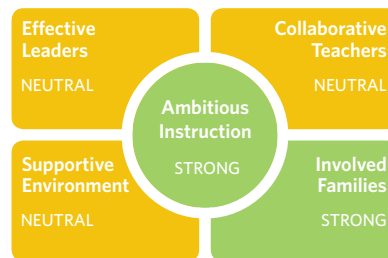
Student Attainment at this school was far above average, which means NWEA test scores in Spring 2017 were much higher than the national average score



School Culture & Climate

ORGANIZED

This school is "Organized for Improvement" which means that the school has a strong culture and climate with only a few areas for improvement. Results are based on student and teacher responses to the My Voice, My School 5Essentials survey. For more information on this survey and additional measures of school culture and climate visit cps.5-essentials.org.



Teacher Participation Rate:
69%

Student Participation Rate:
89.2%

Early Education Award

This school does not have a preschool program.

Healthy Schools



Students learn better at healthy schools! This school is working towards achieving Healthy CPS. Schools must earn four badges to become Healthy CPS. Learn more by visiting www.cps.edu/healthycps.

Creative Schools



This school is Excelling in the arts. It meets the goals and priorities outlined in the CPS Arts Education Plan, including Staffing & Instruction, Partnerships, Community & Culture, and Budget & Planning. To learn more, visit cpsarts.org/creative-schools-certification.

Supportive Schools



This school has not submitted an action plan to support school climate and social & emotional learning (SEL).

School Stats

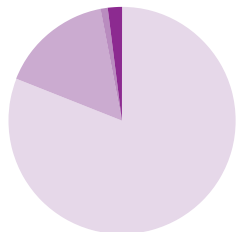
School Type: District - Traditional

Enrollment: 916

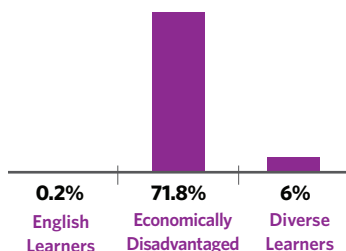
Grades Served: 7-12

ADA Accessibility Level: Usable

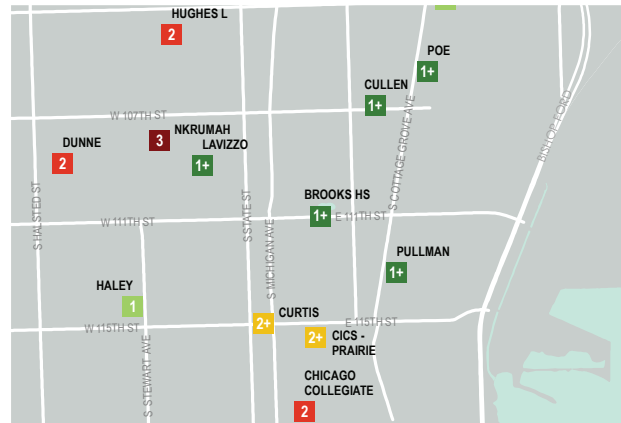
Demographics



- Black 81.4%
- Hispanic 15.8%
- White 0.7%
- Asian 0.2%
- Multi/Other 1.9%



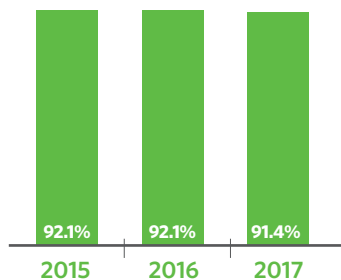
Nighborhood Map



This map shows nearby schools and their SQRP ratings based on their performance in the 2016-17 school year. An interactive version of this map, the School Locator, is available at cps.edu/schools.

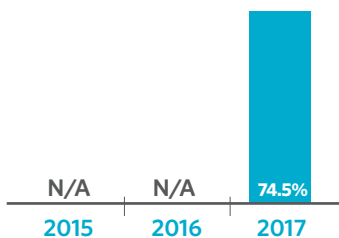
- LEVEL 1+
- LEVEL 1
- LEVEL 2+
- LEVEL 2
- LEVEL 3
- NOT ENOUGH DATA

Attendance



Grades 3-8 On Track

The percent of students in grades 3-8 who have an attendance rate of 95% or greater and earned a C or higher in reading and math



Parent Survey



School Connectedness

Students' reported sense of membership in the school community on the 5Essentials survey




English Learners

The percent of students meeting annual growth targets



Teachers



Classroom Rigor

Students' perception of rigor in the classroom



Suspension Practices

The percent of students who received one or more out-of-school suspensions

