

## Nancy B Jefferson Alternative HS

1100 S Hamilton Ave Chicago, IL 60612  
 (312)433-7110 • <http://jefferson.cps.edu> • @ChiPubSchools

- Level 1+
- Level 1
- Level 2+
- Level 2
- Level 3

**Not Enough Data**

### School Quality Rating

This school does not have enough data for a rating according to the CPS School Quality Rating Policy (SQRP) at this time. To learn more, visit [cps.edu/sqrp](http://cps.edu/sqrp).

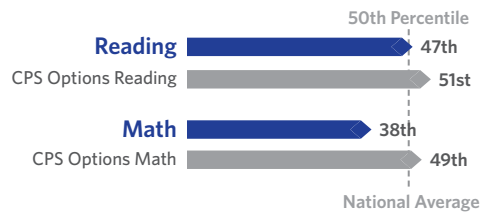
### Accountability Status: Good Standing

This school is in Good Standing, based on this and last year's SQRP ratings. This means that the Local School Council (LSC) will oversee this school's funding allocations and Continuous Improvement Work Plan (CIWP). More information is available at [cps.edu/LSC](http://cps.edu/LSC).

## Student Growth

**AVERAGE**

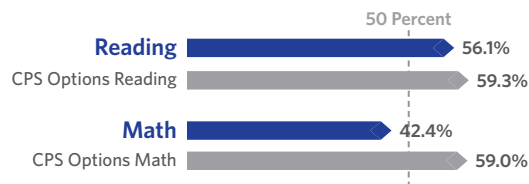
Student Growth measures the change in STAR test scores between two points in time: either fall to spring, winter to spring, or fall to winter depending on available test scores. The growth at this school is average, which means the students at this school generally showed about the same growth as students nationally with the same pretest scores.



## Students Making Growth Targets

**AVERAGE**

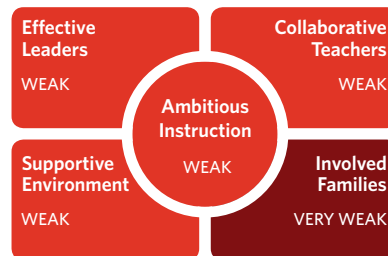
Students Making Growth Targets is the percent of students who reached the 40th percentile growth on STAR. This school has a moderate number students reaching this level of growth.



## School Culture & Climate

**NOT YET ORGANIZED**

This school is "Not Yet Organized for Improvement" which means there are several weaknesses with the school's culture and climate, suggesting that the school is not set up for success. Results are based on student and teacher responses to the My Voice, My School 5Essentials survey. For more information on this survey and additional measures of school culture and climate visit [cps.5-essentials.org](http://cps.5-essentials.org).



Teacher Participation Rate:  
**77.8%**

Student Participation Rate:  
**72.7%**

## Creative Schools



This school is Emerging in the arts. It rarely meets the goals and priorities outlined in the CPS Arts Education Plan including Staffing & Instruction, Partnerships, Community & Culture, and Budget & Planning. To learn more, visit [cpsarts.org/creative-schools-certification](http://cpsarts.org/creative-schools-certification).

## Early College and Career Programs

Early College and Career Programs allow students to earn college credit or career credentials while still in high school.



This school has no Early College and Career Programs at this time.

## Supportive Schools



This school did not submit an application for the Supportive School Certification.

## Healthy Schools



Students learn better at healthy schools! This school is working towards achieving Healthy CPS. Schools must earn four badges to become Healthy CPS. Learn more by visiting [cps.edu/healthycps](http://cps.edu/healthycps).

## School Stats

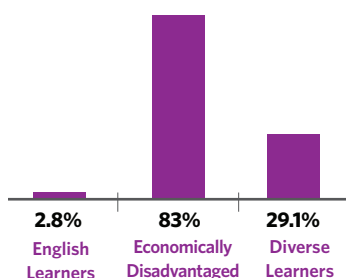
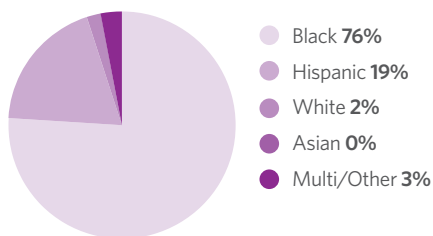
School Type: Citywide-Option

Enrollment: 289

Grades Served: 6-12

ADA Accessibility Level: Unknown

## Demographics



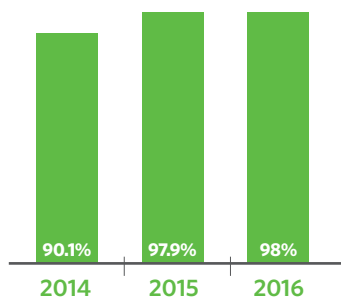
## Neighborhood Map



This map shows the location of this Options school. An interactive version of this map, the School Locator, is available at [cps.edu/schools](http://cps.edu/schools).

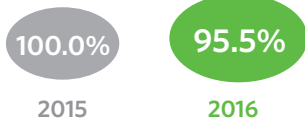


## Attendance



## Growth in Attendance

The percent of students with at least 90% attendance or have improved by at least 3 percentage points



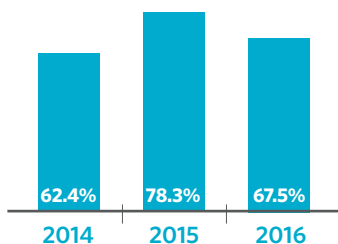
## Suspension Practices

The percent of students who received one or more out-of-school suspensions



## Stabilization Rate

The percent of students who remain enrolled, completed the program, graduated or transferred



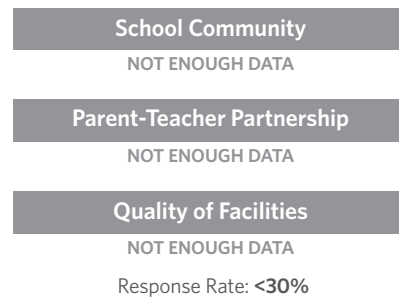
## Students Passing All of Their Classes



## One-Year Graduation Rate



## Parent Survey



## Teachers

