

## Southside Occupational Academy High School

7342 S Hoyne Ave Chicago, IL 60636  
 (773)535-9100 • <http://www.southsideacademycps.org/> • @ChiPubSchools

- Level 1+
- Level 1
- Level 2+
- Level 2
- Level 3

**Not Enough Data**

### School Quality Rating

This school does not have enough data for a rating according to the CPS School Quality Rating Policy (SQRP) at this time. To learn more, visit [cps.edu/sqrp](http://cps.edu/sqrp).

### Accountability Status: Good Standing

This school is in Good Standing, based on this and last year's SQRP ratings. This means that the Local School Council (LSC) will oversee this school's funding allocations and Continuous Improvement Work Plan (CIWP). More information is available at [cps.edu/LSC](http://cps.edu/LSC).

## Student Growth

**NO DATA AVAILABLE**

CPS does not have enough information about students' ACT test scores to determine growth for this school.

Average ACT Growth ▶ N/A



## Student Attainment

**NO DATA AVAILABLE**

CPS does not have enough information about students' ACT test scores to determine attainment for this school.

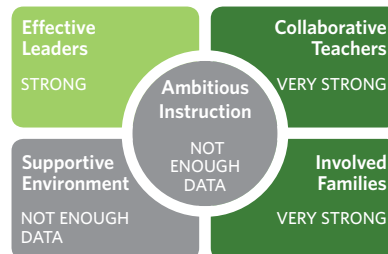
School's Average ACT Score ▶ N/A



## School Culture & Climate

**WELL ORGANIZED**

This school is "Well-Organized for Improvement" which means that the school has a very strong culture and climate, suggesting the school is set up for success. Results are based on student and teacher responses to the My Voice, My School 5Essentials survey. For more information on this survey and additional measures of school culture and climate, visit [cps.5-essentials.org](http://cps.5-essentials.org).



Teacher Participation Rate: **80.6%**

Student Participation Rate: **0%**

## Creative Schools



This school is Strong in the arts. It nearly meets the goals and priorities outlined in the CPS Arts Education Plan, including Staffing & Instruction, Partnerships, Community & Culture, and Budget & Planning. To learn more, visit [cpsarts.org/creative-schools-certification](http://cpsarts.org/creative-schools-certification).

## Supportive Schools



This school did not submit an application for the Supportive School Certification.

## Early College and Career Programs

Early College and Career Programs allow students to earn college credit or career credentials while still in high school.



## Healthy Schools



Students learn better at healthy schools! This school is working towards achieving Healthy CPS. Schools must earn four badges to become Healthy CPS. Learn more by visiting [cps.edu/healthycps](http://cps.edu/healthycps).

## School Stats

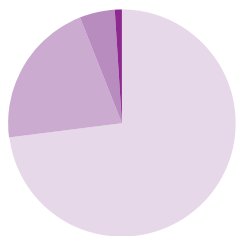
School Type: Special Education

Enrollment: 222

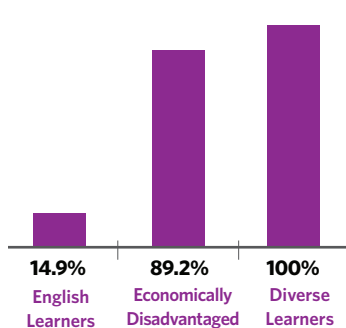
Grades Served: 11-12

ADA Accessibility Level: Usable

## Demographics



- Black 73%
- Hispanic 21%
- White 5%
- Asian 0%
- Multi/Other 1%



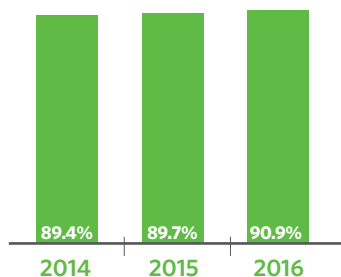
## Neighborhood Map



This map shows nearby schools and their SQRP ratings based on their performance in the 2015-16 school year. An interactive version of this map, the School Locator, is available at [cps.edu/schools](http://cps.edu/schools).

- LEVEL 1+
- LEVEL 1
- LEVEL 2+
- LEVEL 2
- LEVEL 3
- NOT ENOUGH DATA

## Attendance



## Freshmen On Track

The percent of freshmen who earned five or more credits without failing more than one semester core class



## School Connectedness

Students' reported sense of membership in the school community on the 5Essentials survey

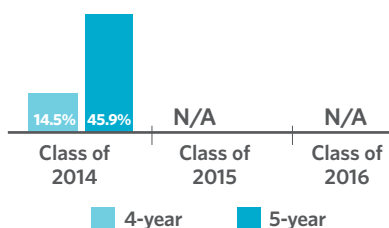


## Suspension Practices

The percent of students who received one or more out-of-school suspensions



## Graduation Rate



## College Enrollment of Graduates



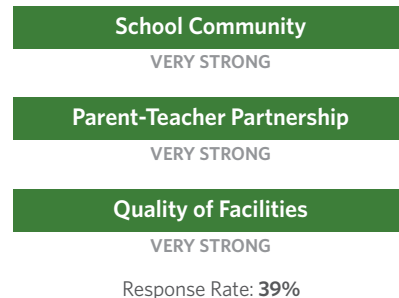
## Early College and Career Credential Attainment



## One-Year Dropout Rate



## Parent Survey



## Teachers

