

Perspectives - High School of Technology

8131 S May St Chicago, IL 60620
 (773)358-6120 • <http://www.pcsedu.org> • @ChiPubSchools

Level 1+

- Level 1
- Level 2+
- Level 2
- Level 3
- Not Enough Data

School Quality Rating

This school received a Level 1+ rating based on the CPS School Quality Rating Policy (SQRP). More information about what this rating means and how it is calculated is available at cps.edu/sqrp.

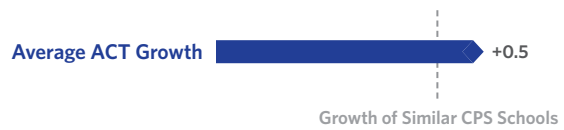
Accountability Status: Not Applicable

This school does not receive an official accountability status because its performance measures are determined by its contract with the Chicago Board of Education.

Student Growth

ABOVE AVERAGE

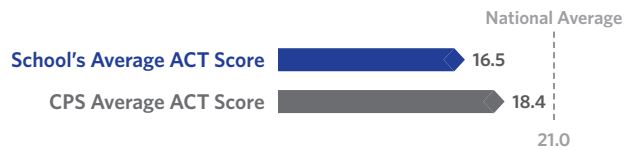
Student Growth at this school was above average, which means that students' 2016 ACT composite scores were greater than their predicted ACT composite scores, by 0.5 points. Growth is measured in average points above or below the average predicted score.



Student Attainment

BELOW AVERAGE

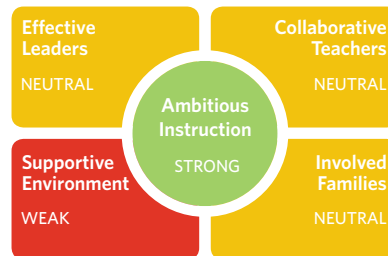
Student Attainment at this school was below average, which means ACT scores in Spring 2016 were lower than the national average score.



School Culture & Climate

MODERATELY ORGANIZED

This school is "Moderately Organized for Improvement" which means that the school has both strengths and weaknesses in their culture and climate. Results are based on student and teacher responses to the My Voice, My School 5Essentials survey. For more information on this survey and additional measures of school culture and climate visit cps.5-essentials.org.



Teacher Participation Rate:
87.5%

Student Participation Rate:
78.5%

Creative Schools



This school has an arts designation of Incomplete Data, and may or may not meet the goals and priorities of the CPS Arts Education Plan, but the school has insufficient data available to complete an assessment. To learn more, visit cpsarts.org/creative-schools-certification.

Supportive Schools



This school did not submit an application for the Supportive School Certification.

Early College and Career Programs

Early College and Career Programs allow students to earn college credit or career credentials while still in high school.



This school has no Early College and Career Programs at this time.

Healthy Schools



Students learn better at healthy schools! This school is working towards achieving Healthy CPS. Schools must earn four badges to become Healthy CPS. Learn more by visiting cps.edu/healthycps.

School Stats

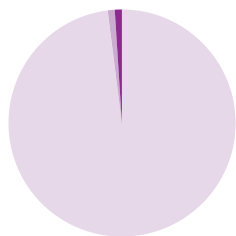
School Type: Charter

Enrollment: 420

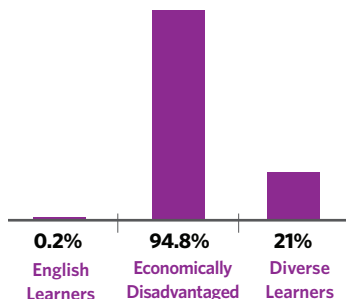
Grades Served: 8-12

ADA Accessibility Level: Not Accessible

Demographics



- Black 98%
- Hispanic 1%
- White 0%
- Asian 0%
- Multi/Other 1%



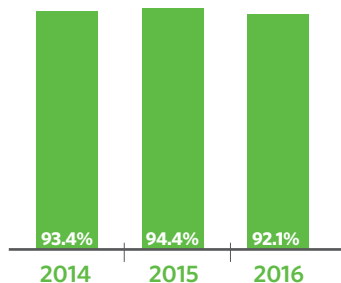
Neighborhood Map



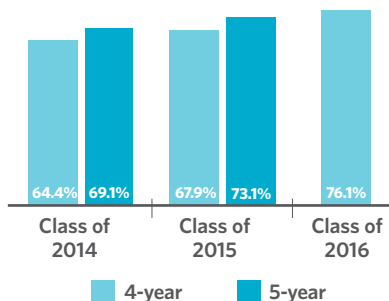
This map shows nearby schools and their SQRP ratings based on their performance in the 2015-16 school year. An interactive version of this map, the School Locator, is available at cps.edu/schools.

- LEVEL 1+
- LEVEL 1
- LEVEL 2+
- LEVEL 2
- LEVEL 3
- NOT ENOUGH DATA

Attendance



Graduation Rate



Parent Survey

- School Community: NOT ENOUGH DATA
- Parent-Teacher Partnership: NOT ENOUGH DATA
- Quality of Facilities: NOT ENOUGH DATA
- Response Rate: <30%

Freshmen On Track

The percent of freshmen who earned five or more credits without failing more than one semester core class



College Enrollment of Graduates



Teachers

- N/A Teachers that are National Board Certified
- N/A Teachers that are returning from last year
- N/A Teacher attendance

School Connectedness

Students' reported sense of membership in the school community on the 5Essentials survey



Early College and Career Credential Attainment



Suspension Practices

The percent of students who received one or more out-of-school suspensions



One-Year Dropout Rate

