

## Socorro Sandoval Elementary School

5534 S Saint Louis Ave Chicago, IL 60629  
 (773)535-0457 • <http://www.sandovalelementary.org/> • @ChiPubSchools

- Level 1+
- Level 1**
- Level 2+
- Level 2
- Level 3
- Not Enough Data

### School Quality Rating

This school received a Level 1 rating based on the CPS School Quality Rating Policy (SQRP). More information about what this rating means and how it is calculated is available at [cps.edu/sqrp](http://cps.edu/sqrp).

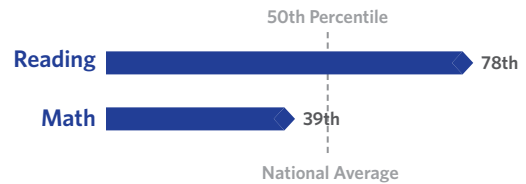
### Accountability Status: Good Standing

This school is in Good Standing, based on this and last year's SQRP ratings. This means that the Local School Council (LSC) will oversee this school's funding allocations and Continuous Improvement Work Plan (CIWP). More information is available at [cps.edu/LSC](http://cps.edu/LSC).

## Student Growth

**AVERAGE**

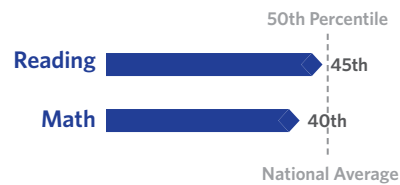
Student Growth at this school was average, which means the change in NWEA test scores between Spring 2015 and Spring 2016 was about the same at this school as at other schools nationally with the same pretest score.



## Student Attainment

**AVERAGE**

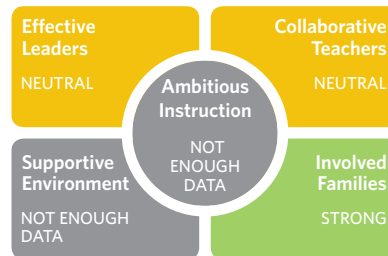
Student Attainment at this school was average, which means NWEA test scores in Spring 2016 were about the same as the national average score.



## School Culture & Climate

**ORGANIZED**

This school is "Organized for Improvement" which means that the school has a strong culture and climate with only a few areas for improvement. Results are based on student and teacher responses to the My Voice, My School 5Essentials survey. For more information on this survey and additional measures of school culture and climate visit [cps.5-essentials.org](http://cps.5-essentials.org).



Teacher Participation Rate:  
**83.6%**

Student Participation Rate:  
**0%**

## Early Education Award



This school's preschool program has earned a Silver Circle of Quality award from the statewide quality rating system, meeting the quality of standards for early learning programs. For more information, visit [excelerateillinois.com](http://excelerateillinois.com).

## Creative Schools



This school is Strong in the arts. It nearly meets the goals and priorities outlined in the CPS Arts Education Plan, including Staffing & Instruction, Partnerships, Community & Culture, and Budget & Planning. To learn more, visit [cpsarts.org/creative-schools-certification](http://cpsarts.org/creative-schools-certification).

## Healthy Schools



Students learn better at healthy schools! This school is working towards achieving Healthy CPS. Schools must earn four badges to become Healthy CPS. Learn more by visiting [cps.edu/healthycps](http://cps.edu/healthycps).

## Supportive Schools



This school has begun building support for social and emotional learning (SEL). Leaders and staff have assessed their school climate, and they are beginning to adopt best practices to support SEL for all students.

## School Stats

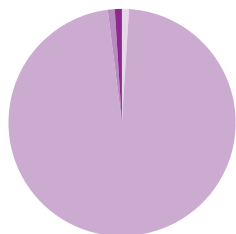
School Type: Neighborhood

Enrollment: 1,067

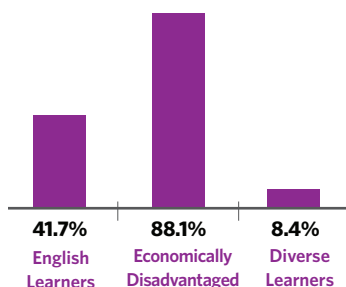
Grades Served: PE-5

ADA Accessibility Level: Usable

## Demographics



- Black 1%
- Hispanic 97%
- White 1%
- Asian 0%
- Multi/Other 1%



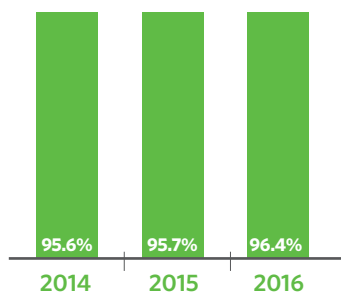
## Neighborhood Map



This map shows nearby schools and their SQRP ratings based on their performance in the 2015-16 school year. An interactive version of this map, the School Locator, is available at [cps.edu/schools](http://cps.edu/schools).

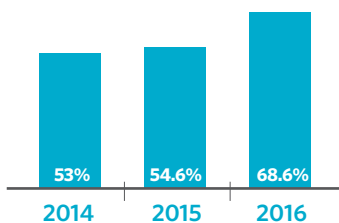
- LEVEL 1+
- LEVEL 1
- LEVEL 2+
- LEVEL 2
- LEVEL 3
- NOT ENOUGH DATA

## Attendance

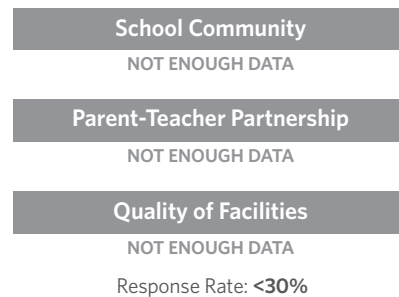


## Grades 3-8 On Track

The percent of students in grades 3-8 who have an attendance rate of 95% or greater and earned a C or higher in reading and math

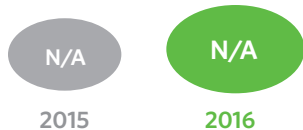


## Parent Survey



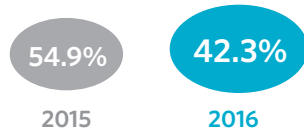
## School Connectedness

Students' reported sense of membership in the school community on the 5Essentials survey




## English Learners

The percent of students meeting annual growth targets

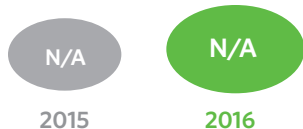


## Teachers



## Classroom Rigor

Students' perception of rigor in the classroom



## Suspension Practices

The percent of students who received one or more out-of-school suspensions

