

## L.E.A.R.N. - Charles and Dorothy Campbell Campus

212 S Francisco Ave Chicago, IL 60612  
 (773)826-0370 • <http://www.learncharter.org> • @ChiPubSchools

- Level 1+
- Level 1
- Level 2+
- Level 2
- Level 3
- Not Enough Data

### School Quality Rating

This school received a Level 2+ rating based on the CPS School Quality Rating Policy (SQRP). More information about what this rating means and how it is calculated is available at [cps.edu/sqrp](http://cps.edu/sqrp).

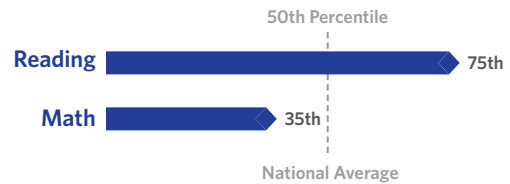
### Accountability Status: Not Applicable

This school does not receive an official accountability status because its performance measures are determined by its contract with the Chicago Board of Education.

## Student Growth

AVERAGE

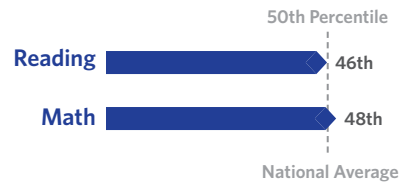
Student Growth at this school was average, which means the change in NWEA test scores between Spring 2015 and Spring 2016 was about the same at this school as at other schools nationally with the same pretest score.



## Student Attainment

AVERAGE

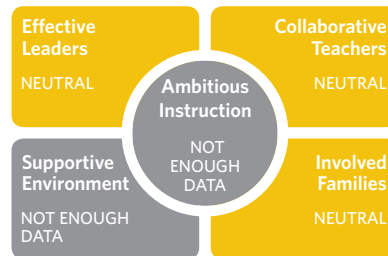
Student Attainment at this school was average, which means NWEA test scores in Spring 2016 were about the same as the national average score.



## School Culture & Climate

MODERATELY ORGANIZED

This school is "Moderately Organized for Improvement" which means that the school has both strengths and weaknesses in their culture and climate. Results are based on student and teacher responses to the My Voice, My School 5Essentials survey. For more information on this survey and additional measures of school culture and climate visit [cps.5-essentials.org](http://cps.5-essentials.org).



Teacher Participation Rate:  
**93.6%**

Student Participation Rate:  
**0%**

## Early Education Award

This school does not have preschool program.

## Creative Schools



This school has an arts designation of Incomplete Data, and may or may not meet the goals and priorities of the CPS Arts Education Plan, but the school has insufficient data available to complete an assessment. To learn more, visit [cpsarts.org/creative-schools-certification](http://cpsarts.org/creative-schools-certification).

## Healthy Schools



Students learn better at healthy schools! This school is working towards achieving Healthy CPS. Schools must earn four badges to become Healthy CPS. Learn more by visiting [cps.edu/healthycps](http://cps.edu/healthycps).

## Supportive Schools



This school did not submit an application for the Supportive School Certification.

## School Stats

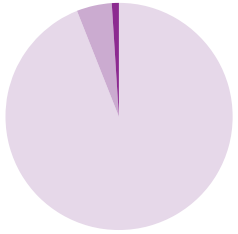
School Type: Charter

Enrollment: 453

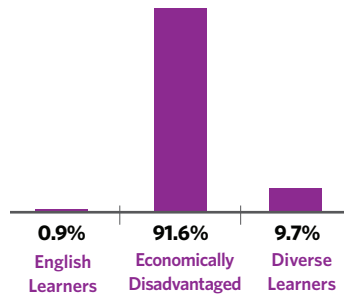
Grades Served: K-6

ADA Accessibility Level: Unknown

## Demographics



- Black 94%
- Hispanic 5%
- White 0%
- Asian 0%
- Multi/Other 1%



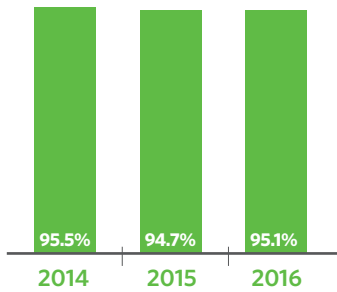
## Neighborhood Map



This map shows nearby schools and their SQRP ratings based on their performance in the 2015-16 school year. An interactive version of this map, the School Locator, is available at [cps.edu/schools](http://cps.edu/schools).

- LEVEL 1+
- LEVEL 1
- LEVEL 2+
- LEVEL 2
- LEVEL 3
- NOT ENOUGH DATA

## Attendance




## Grades 3-8 On Track

The percent of students in grades 3-8 who have an attendance rate of 95% or greater and earned a C or higher in reading and math



## Parent Survey



## School Connectedness

Students' reported sense of membership in the school community on the 5Essentials survey

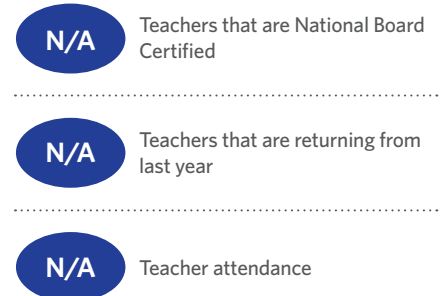


## English Learners

The percent of students meeting annual growth targets



## Teachers



## Classroom Rigor

Students' perception of rigor in the classroom



## Suspension Practices

The percent of students who received one or more out-of-school suspensions

