

Simpson Academy HS for Young Women

1321 S Paulina St Chicago, IL 60608
 (773)534-7812 • <http://www.simpsonacademy.org/> • @ChiPubSchools

- Level 1+
- Level 1
- Level 2+
- Level 2
- Level 3
- Not Enough Data

School Quality Rating

This school received a Level 2+ rating based on the CPS School Quality Rating Policy (SQRP). More information about what this rating means and how it is calculated is available at cps.edu/sqrp.

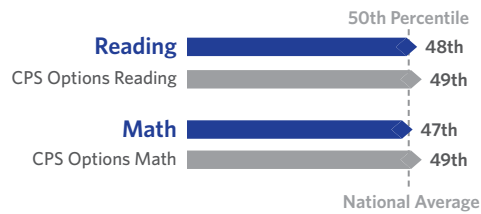
Accountability Status: Good Standing

This school is in Good Standing, based on this and last year's SQRP ratings. This means that the Local School Council (LSC) will oversee this school's funding allocations, Continuous Improvement Work Plan (CIWP) and principal evaluations. More information is available at cps.edu/LSC.

Student Growth



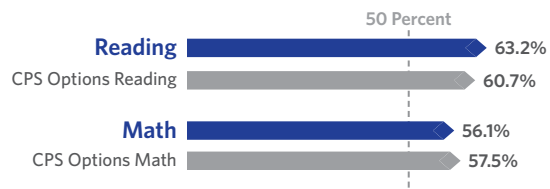
Student Growth measures the change in STAR test scores between two points in time: either fall to spring, winter to spring, or fall to winter depending on available test scores. The growth at this school is average, which means the students at this school generally showed about the same growth as students nationally with the same pretest scores.



Students Making Growth Targets



Students Making Growth Targets is the percent of students who reached the 40th percentile growth on STAR. This school has a high number of students reaching this level of growth.



School Culture & Climate



This school is "Well-Organized for Improvement" which means that the school has a very strong culture and climate, suggesting the school is set up for success. Results are based on student and teacher responses to the My Voice, My School 5Essentials survey. For more information on this survey and additional measures of school culture and climate, visit <https://cps.5-essentials.org/2015>.



Teacher Participation:
99.9%

Student Participation:
71.2%

Healthy Schools



This school has not achieved Healthy School Certified Status. Moving forward, the district will no longer use the HealthierUS School Challenge to determine a school's status. To better measure a school's commitment to a safe and healthy learning environment, schools must earn four badges to become Healthy CPS beginning SY16-17. Learn more by emailing oshw@cps.edu.

Supportive Schools



This school is in the process of being reviewed for its implementation of supports for social and emotional learning (SEL) and will receive a rating next year. For information about this new certification, visit cps.edu/sel.

Early College and Career Programs

Early College and Career Programs allow students to earn college credit or career credentials while still in high school.



Creative Schools



This school is Developing in the arts. It occasionally meets the goals and priorities of the CPS Arts Education Plan including Staffing & Instruction, Partnerships, Community & Culture and Budget & Planning. To learn more, visit cpsarts.org/creative-schools-certification.

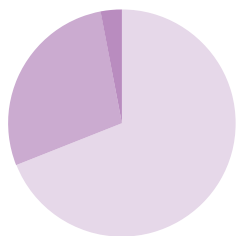
School Stats

School Type: Citywide-Option

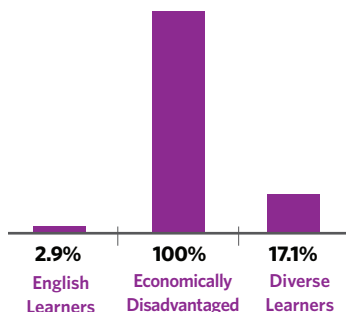
Enrollment: 70

Grades Served: 6-12

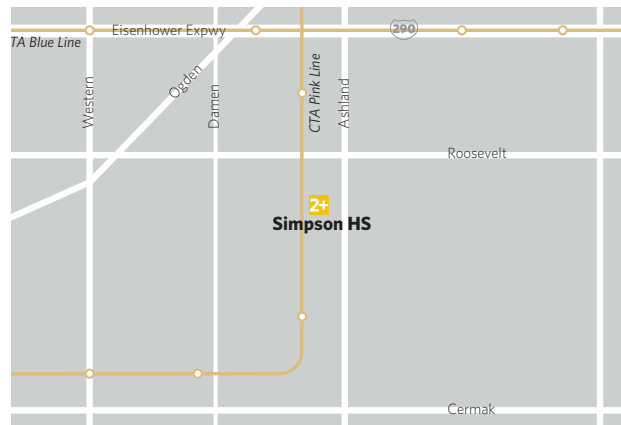
Demographics



- Black 69%
- Hispanic 28%
- White 3%
- Asian 0%
- Multi/Other 0%



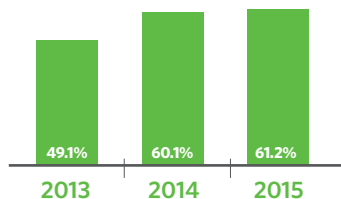
Neighborhood Map



This map shows the location of this Options school. An interactive version of this map, the School Locator, is available at cps.edu/schools.

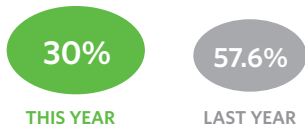
- LEVEL 1+
- LEVEL 1
- LEVEL 2+
- LEVEL 2
- LEVEL 3
- NOT ENOUGH DATA

Attendance



Growth in Attendance

The percent of students with at least 90% attendance or have improved by at least 3 percentage points



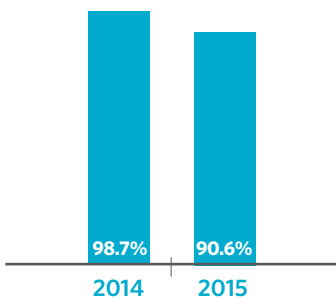
Suspension Practices

The percent of students who received one or more out-of-school suspensions

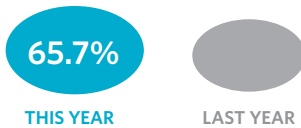


Stabilization Rate

The percent of students who remain enrolled, completed the program, graduated or transferred



Students Passing All of Their Classes



One-Year Graduation Rate



Parent Survey

- School Community
NOT ENOUGH DATA
 - Parent-Teacher Partnership
NOT ENOUGH DATA
 - Quality of Facilities
NOT ENOUGH DATA
- Response Rate: < 30%

Teachers

- 0% Teachers that are National Board Certified
- 84.6% Teachers that are returning from last year
- 93.8% Teacher attendance

