

Jacqueline B Vaughn Occupational High School

4355 N Linder Ave Chicago, IL 60641
 (773)534-3600 • <http://www.vaughnhs.org> • @ChiPubSchools

- Level 1+
- Level 1
- Level 2+
- Level 2
- Level 3

Not Enough Data

School Quality Rating

This school does not have enough data for a rating according to the CPS School Quality Rating Policy (SQRP) at this time. To learn more, visit cps.edu/sqrp.

Accountability Status: Good Standing

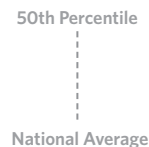
This school is in Good Standing, based on this and last year's SQRP ratings. This means that the Local School Council (LSC) will oversee this school's funding allocations, Continuous Improvement Work Plan (CIWP) and principal evaluations. More information is available at cps.edu/LSC.

Student Growth

NO DATA AVAILABLE

CPS does not have enough information about students' EPAS test scores from this school to determine its growth compared to other schools nationally.

ACT Average Growth ▶

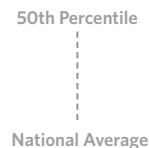


Student Attainment

NO DATA AVAILABLE

CPS does not have enough information about students' ACT scores from this school to determine its attainment compared with national average attainment.

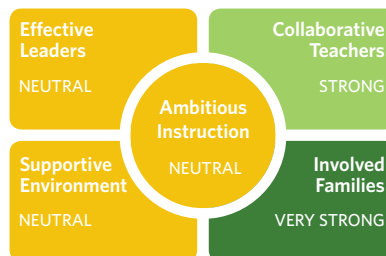
ACT Average Score ▶



School Culture & Climate

ORGANIZED

This school is "Organized for Improvement" which means that the school has a strong culture and climate with only a few areas for improvement. Results are based on student and teacher responses to the My Voice, My School 5Essentials survey. For more information on this survey and additional measures of school culture and climate visit cps.5-essentials.org/2015.



Teacher Participation: **56%**

Student Participation: **91.1%**

Healthy Schools



This school has achieved Healthy School Certified Status. Moving forward, the district will no longer use the HealthierUS School Challenge to determine a school's status. To better measure a school's commitment to a safe and healthy learning environment, schools must earn four badges to become Healthy CPS beginning SY16-17. Learn more by emailing oshw@cps.edu.

Supportive Schools



This school is in the process of being reviewed for its implementation of supports for social and emotional learning (SEL) and will receive a rating next year. For information about this new certification, visit cps.edu/sel.

Early College and Career Programs

Early College and Career Programs allow students to earn college credit or career credentials while still in high school.



Creative Schools



This school is Excelling in the arts. It meets the goals and priorities outlined in the CPS Arts Education Plan, including Staffing & Instruction, Partnerships, Community & Culture, and Budget & Planning. To learn more, visit cpsarts.org/creative-schools-certification.

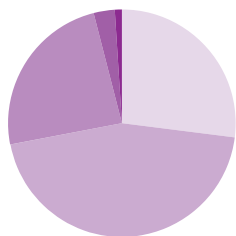
School Stats

School Type: Special Education

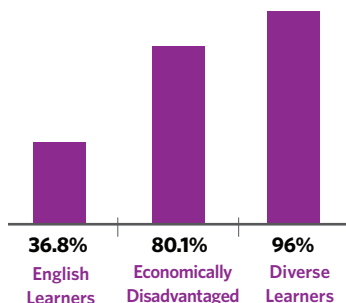
Enrollment: 201

Grades Served: 9-12

Demographics



- Black 27%
- Hispanic 45%
- White 24%
- Asian 3%
- Multi/Other 1%



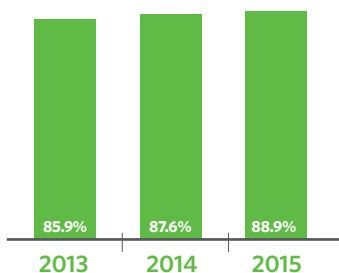
Neighborhood Map



This map shows nearby schools and their SQRP ratings based on their performance in the 2014-15 school year. An interactive version of this map, the School Locator, is available at cps.edu/schools.

- LEVEL 1+
- LEVEL 1
- LEVEL 2+
- LEVEL 2
- LEVEL 3
- NOT ENOUGH DATA

Attendance



Freshmen On Track

The percent of freshmen who earned five or more credits without failing more than a semester core class

100%

THIS YEAR

96.3%

LAST YEAR

School Connectedness

Students' reported sense of membership in the school community on the 5Essentials survey

VERY STRONG

THIS YEAR

NEUTRAL

LAST YEAR

Suspension Practices

The percent of students who received one or more out-of-school suspensions

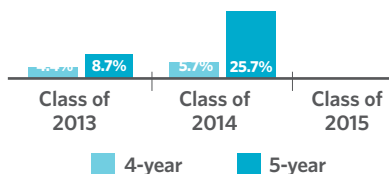
3%

THIS YEAR

6.8%

LAST YEAR

Graduation Rate



College Enrollment of Graduates

9.1%

THIS YEAR

12.9%

LAST YEAR

Early College and Career Credential Attainment

0%

THIS YEAR

0%

LAST YEAR

One-Year Dropout Rate

1.9%

THIS YEAR

2.8%

LAST YEAR

Parent Survey

School Community

VERY STRONG

Parent-Teacher Partnership

STRONG

Quality of Facilities

STRONG

Response Rate: 62%

Teachers

16%

Teachers that are National Board Certified

85.2%

Teachers that are returning from last year

95.1%

Teacher attendance

