

Southside Occupational Academy High School

7342 S Hoyne Ave Chicago, IL 60636
 (773)535-9100 • <http://www.southsideacademycps.org/> • @ChiPubSchools

- Level 1+
- Level 1
- Level 2+
- Level 2
- Level 3

Not Enough Data

School Quality Rating

This school does not have enough data for a rating according to the CPS School Quality Rating Policy (SQRP) at this time. To learn more, visit cps.edu/sqrp.

Accountability Status: Good Standing

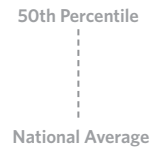
This school is in Good Standing, based on this and last year's SQRP ratings. This means that the Local School Council (LSC) will oversee this school's funding allocations, Continuous Improvement Work Plan (CIWP) and principal evaluations. More information is available at cps.edu/LSC.

Student Growth

NO DATA AVAILABLE

CPS does not have enough information about students' EPAS test scores from this school to determine its growth compared to other schools nationally.

ACT Average Growth ▶

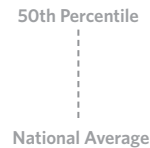


Student Attainment

NO DATA AVAILABLE

CPS does not have enough information about students' ACT scores from this school to determine its attainment compared with national average attainment.

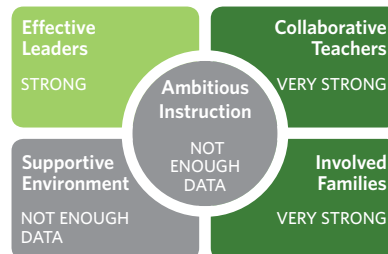
ACT Average Score ▶



School Culture & Climate

WELL ORGANIZED

This school is "Well-Organized for Improvement" which means that the school has a very strong culture and climate, suggesting the school is set up for success. Results are based on student and teacher responses to the My Voice, My School 5Essentials survey. For more information on this survey and additional measures of school culture and climate, visit cps.5-essentials.org/2015.



Teacher Participation:
96.8%

Student Participation:
0%

Healthy Schools



This school has not achieved Healthy School Certified Status. Moving forward, the district will no longer use the HealthierUS School Challenge to determine a school's status. To better measure a school's commitment to a safe and healthy learning environment, schools must earn four badges to become Healthy CPS beginning SY16-17. Learn more by emailing oshw@cps.edu.

Supportive Schools



This school is in the process of being reviewed for its implementation of supports for social and emotional learning (SEL) and will receive a rating next year. For information about this new certification, visit cps.edu/sel.

Early College and Career Programs

Early College and Career Programs allow students to earn college credit or career credentials while still in high school.



Creative Schools



This school is Developing in the arts. It occasionally meets the goals and priorities of the CPS Arts Education Plan including Staffing & Instruction, Partnerships, Community & Culture and Budget & Planning. To learn more, visit cpsarts.org/creative-schools-certification.

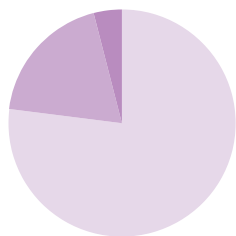
School Stats

School Type: Special Education

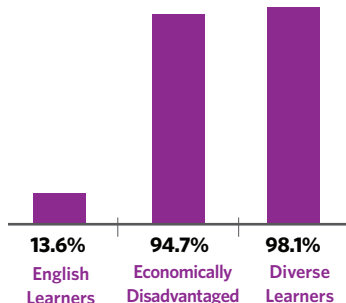
Enrollment: 206

Grades Served: 11-12

Demographics



- Black 77%
- Hispanic 19%
- White 4%
- Asian 0%
- Multi/Other 0%



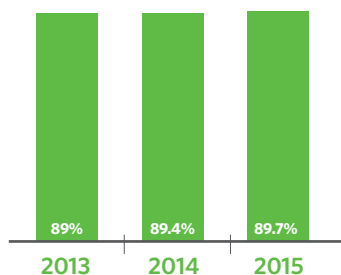
Neighborhood Map



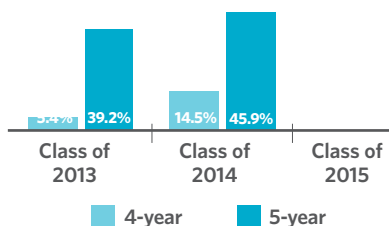
This map shows nearby schools and their SQRP ratings based on their performance in the 2014-15 school year. An interactive version of this map, the School Locator, is available at cps.edu/schools.

- LEVEL 1+
- LEVEL 1
- LEVEL 2+
- LEVEL 2
- LEVEL 3
- NOT ENOUGH DATA

Attendance



Graduation Rate



Parent Survey

- School Community: VERY STRONG
- Parent-Teacher Partnership: VERY STRONG
- Quality of Facilities: VERY STRONG
- Response Rate: 49%

Freshmen On Track

The percent of freshmen who earned five or more credits without failing more than a semester core class



College Enrollment of Graduates



Teachers

- 3.2% Teachers that are National Board Certified
- 77.4% Teachers that are returning from last year
- 94.3% Teacher attendance

School Connectedness

Students' reported sense of membership in the school community on the 5Essentials survey



Early College and Career Credential Attainment



Suspension Practices

The percent of students who received one or more out-of-school suspensions



One-Year Dropout Rate

