

George Washington High School

3535 E 114th St Chicago, IL 60617
 (773)535-5725 • <http://www.gwashingtonhs.org> • @ChiPubSchools

- Level 1+
- Level 1
- Level 2+
- Level 2
- Level 3
- Not Enough Data

School Quality Rating

This school received a Level 2+ rating based on the CPS School Quality Rating Policy (SQRP). More information about what this rating means and how it is calculated is available at cps.edu/sqrp.

Accountability Status: Good Standing

This school is in Good Standing, based on this and last year's SQRP ratings. This means that the Local School Council (LSC) will oversee this school's funding allocations, Continuous Improvement Work Plan (CIWP) and principal evaluations. More information is available at cps.edu/LSC.

Student Growth

BELOW AVERAGE

Student Growth at this school was below average, which means the growth in student test scores from PLAN in 2014 to ACT in 2015 was less at this school than other schools with the same pretest score.



Student Attainment

BELOW AVERAGE

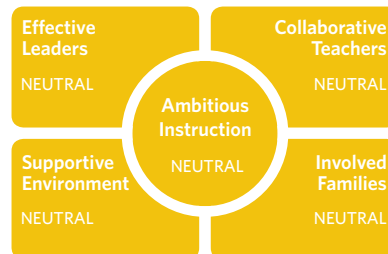
Student Attainment at this school was below average, which means ACT scores in Spring 2015 were lower than the national average score.



School Culture & Climate

MODERATELY ORGANIZED

This school is "Moderately Organized for Improvement" which means that the school has both strengths and weaknesses in their culture and climate. Results are based on student and teacher responses to the My Voice, My School 5Essentials survey. For more information on this survey and additional measures of school culture and climate visit cps.5-essentials.org/2015.



Teacher Participation: **97.1%**

Student Participation: **92.9%**

Healthy Schools



This school has achieved Healthy School Certified Status. Moving forward, the district will no longer use the HealthierUS School Challenge to determine a school's status. To better measure a school's commitment to a safe and healthy learning environment, schools must earn four badges to become Healthy CPS beginning SY16-17. Learn more by emailing oshw@cps.edu.

Supportive Schools



This school is in the process of being reviewed for its implementation of supports for social and emotional learning (SEL) and will receive a rating next year. For information about this new certification, visit cps.edu/sel.

Early College and Career Programs

Early College and Career Programs allow students to earn college credit or career credentials while still in high school.



Creative Schools



This school is Developing in the arts. It occasionally meets the goals and priorities of the CPS Arts Education Plan including Staffing & Instruction, Partnerships, Community & Culture and Budget & Planning. To learn more, visit cpsarts.org/creative-schools-certification.

School Stats

School Type: Neighborhood

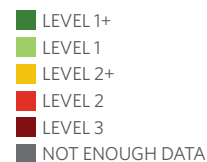
Enrollment: 1474

Grades Served: 6-12

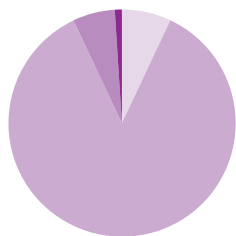
Neighborhood Map



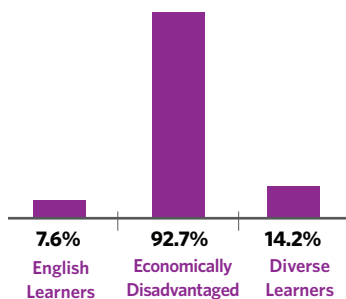
This map shows nearby schools and their SQRP ratings based on their performance in the 2014-15 school year. An interactive version of this map, the School Locator, is available at cps.edu/schools.



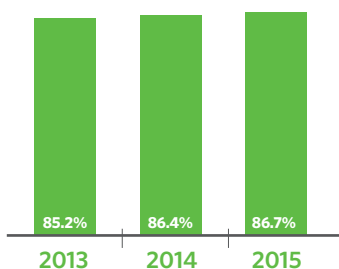
Demographics



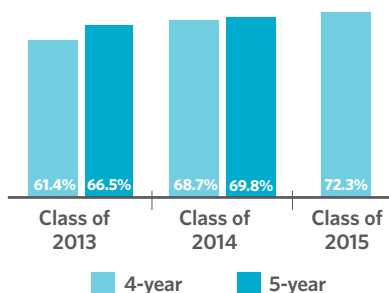
- Black 7%
- Hispanic 86%
- White 6%
- Asian 0%
- Multi/Other 1%



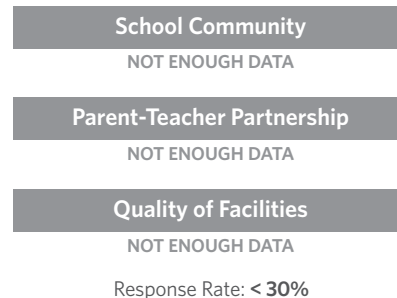
Attendance



Graduation Rate



Parent Survey



Freshmen On Track

The percent of freshmen who earned five or more credits without failing more than a semester core class

86.6%

THIS YEAR

86.4%

LAST YEAR

College Enrollment of Graduates

59.4%

THIS YEAR

45%

LAST YEAR

Teachers

8.2%

Teachers that are National Board Certified

85.6%

Teachers that are returning from last year

94.9%

Teacher attendance

School Connectedness

Students' reported sense of membership in the school community on the 5Essentials survey

WEAK

THIS YEAR

WEAK

LAST YEAR

Early College and Career Credential Attainment

51%

THIS YEAR

49.4%

LAST YEAR

Suspension Practices

The percent of students who received one or more out-of-school suspensions

11.5%

THIS YEAR

21.2%

LAST YEAR

One-Year Dropout Rate

2.8%

THIS YEAR

6.4%

LAST YEAR

