

## Edward Tilden Career Community Academy HS

4747 S Union Ave Chicago, IL 60609  
 (773)535-1625 • <http://tilden.cps.edu/> • @ChiPubSchools



### School Quality Rating

This school received a Level 3 rating based on the CPS School Quality Rating Policy (SQRP). More information about what this rating means and how it is calculated is available at [cps.edu/sqrp](http://cps.edu/sqrp).

### Accountability Status: Intensive Support

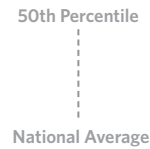
This school is in Intensive Support, due to being the subject of a previous school action. This means that the district will continue to oversee this school's funding allocations, Continuous Improvement Work Plan (CIWP) and principal evaluations. More information is available at [cps.edu/LSC](http://cps.edu/LSC).

## Student Growth



Student Growth at this school was below average, which means the growth in student test scores from PLAN in 2014 to ACT in 2015 was less at this school than other schools with the same pretest score.

ACT Average Growth 11th

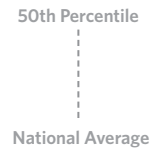


## Student Attainment

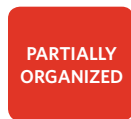


Student Attainment at this school was below average, which means ACT scores in Spring 2015 were lower than the national average score.

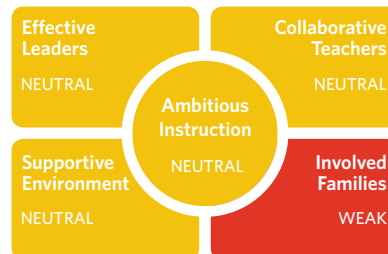
ACT Average Score 7th



## School Culture & Climate



This school is "Partially Organized for Improvement" which means that the school's culture and climate has a few strengths, but also has several weaknesses. Results are based on student and teacher responses to the My Voice, My School 5Essentials survey. For more information on this survey and additional measures of school culture and climate visit [cps.5-essentials.org/2015](http://cps.5-essentials.org/2015).



Teacher Participation: **93.8%**

Student Participation: **93%**

## Healthy Schools



This school has not achieved Healthy School Certified Status. Moving forward, the district will no longer use the HealthierUS School Challenge to determine a school's status. To better measure a school's commitment to a safe and healthy learning environment, schools must earn four badges to become Healthy CPS beginning SY16-17. Learn more by emailing [oshw@cps.edu](mailto:oshw@cps.edu).

## Supportive Schools



This school has been rated Established for its clear commitment to social and emotional learning (SEL). The school has provided SEL training for staff and is devoting time and resources to create an environment that supports SEL for all students.

## Early College and Career Programs

Early College and Career Programs allow students to earn college credit or career credentials while still in high school.



## Creative Schools



This school is Developing in the arts. It occasionally meets the goals and priorities of the CPS Arts Education Plan including Staffing & Instruction, Partnerships, Community & Culture and Budget & Planning. To learn more, visit [cpsarts.org/creative-schools-certification](http://cpsarts.org/creative-schools-certification).

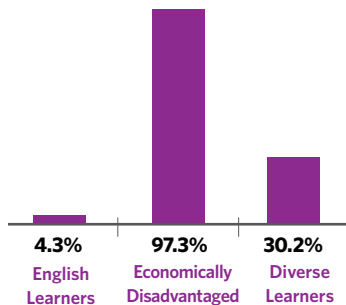
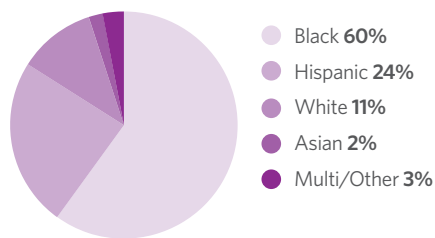
## School Stats

School Type: Neighborhood

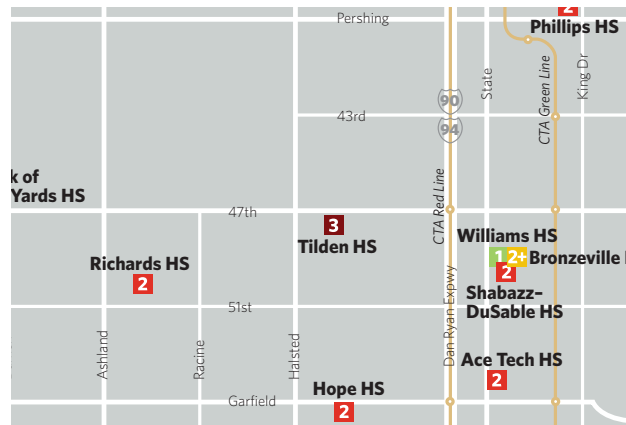
Enrollment: 328

Grades Served: 9-12

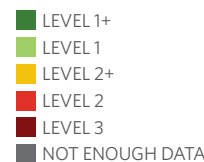
## Demographics



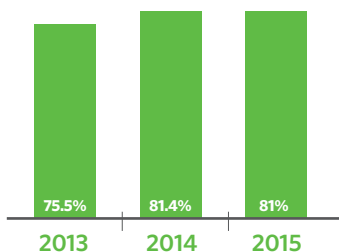
## Neighborhood Map



This map shows nearby schools and their SQRP ratings based on their performance in the 2014-15 school year. An interactive version of this map, the School Locator, is available at [cps.edu/schools](http://cps.edu/schools).



## Attendance



### Freshmen On Track

The percent of freshmen who earned five or more credits without failing more than a semester core class



### School Connectedness

Students' reported sense of membership in the school community on the 5Essentials survey

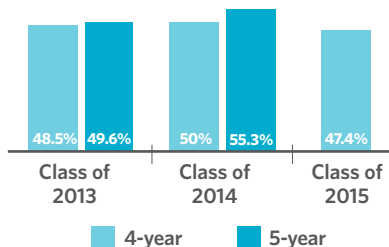


### Suspension Practices

The percent of students who received one or more out-of-school suspensions



## Graduation Rate



### College Enrollment of Graduates



### Early College and Career Credential Attainment



### One-Year Dropout Rate



## Parent Survey

School Community

NOT ENOUGH DATA

Parent-Teacher Partnership

NOT ENOUGH DATA

Quality of Facilities

NOT ENOUGH DATA

Response Rate: < 30%

## Teachers

3.7% Teachers that are National Board Certified

86.2% Teachers that are returning from last year

95.6% Teacher attendance

