

Roger C Sullivan High School

6631 N Bosworth Ave Chicago, IL 60626
 (773)534-2000 • <http://www.sullivanhs.org> • @ChiPubSchools



School Quality Rating

This school received a Level 2 rating based on the CPS School Quality Rating Policy (SQRP). More information about what this rating means and how it is calculated is available at cps.edu/sqrp.

Accountability Status: Provisional Support

This school is in Provisional Support, based on this and last year's SQRP ratings. This means that the district may oversee this school's curriculum, student services, staff development, or budget. More information is available at cps.edu/LSC.

Student Growth



Student Growth at this school was below average, which means the growth in student test scores from PLAN in 2014 to ACT in 2015 was less at this school than other schools with the same pretest score.



Student Attainment



Student Attainment at this school was below average, which means ACT scores in Spring 2015 were lower than the national average score.



School Culture & Climate



This school is "Well-Organized for Improvement" which means that the school has a very strong culture and climate, suggesting the school is set up for success. Results are based on student and teacher responses to the My Voice, My School 5Essentials survey. For more information on this survey and additional measures of school culture and climate, visit cps.5-essentials.org/2015.



Teacher Participation:
72.7%

Student Participation:
56.5%

Healthy Schools



This school has not achieved Healthy School Certified Status. Moving forward, the district will no longer use the HealthierUS School Challenge to determine a school's status. To better measure a school's commitment to a safe and healthy learning environment, schools must earn four badges to become Healthy CPS beginning SY16-17. Learn more by emailing oshw@cps.edu.

Supportive Schools



This school has been rated Exemplary for its strong commitment to social and emotional learning (SEL). The school is implementing best practices to promote SEL for all students, and the environment is consistent with the CPS School Climate Standards.

Early College and Career Programs

Early College and Career Programs allow students to earn college credit or career credentials while still in high school.



Creative Schools



This school is Emerging in the arts. It rarely meets the goals and priorities outlined in the CPS Arts Education Plan including Staffing & Instruction, Partnerships, Community & Culture, and Budget & Planning. To learn more, visit cpsarts.org/creative-schools-certification.

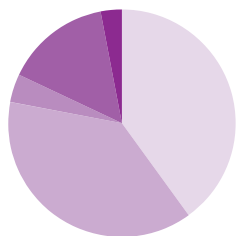
School Stats

School Type: Neighborhood

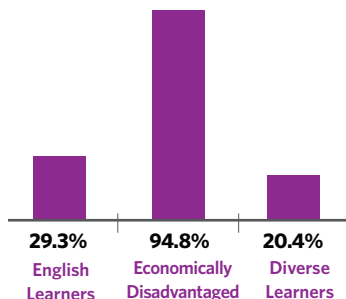
Enrollment: 574

Grades Served: 9-12

Demographics



- Black 40%
- Hispanic 38%
- White 4%
- Asian 15%
- Multi/Other 3%



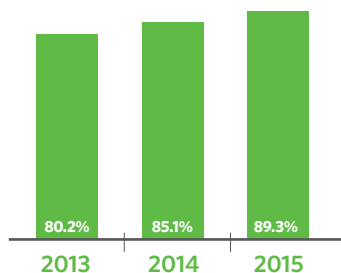
Neighborhood Map



This map shows nearby schools and their SQRP ratings based on their performance in the 2014-15 school year. An interactive version of this map, the School Locator, is available at cps.edu/schools.

- LEVEL 1+
- LEVEL 1
- LEVEL 2+
- LEVEL 2
- LEVEL 3
- NOT ENOUGH DATA

Attendance



Freshmen On Track

The percent of freshmen who earned five or more credits without failing more than a semester core class

88.2%

THIS YEAR

74.5%

LAST YEAR

School Connectedness

Students' reported sense of membership in the school community on the 5Essentials survey

STRONG

THIS YEAR

NEUTRAL

LAST YEAR

Suspension Practices

The percent of students who received one or more out-of-school suspensions

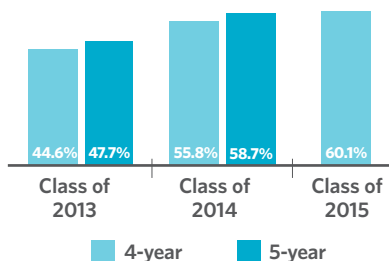
10%

THIS YEAR

13.5%

LAST YEAR

Graduation Rate



College Enrollment of Graduates

41.9%

THIS YEAR

51.9%

LAST YEAR

Early College and Career Credential Attainment

25.2%

THIS YEAR

21.3%

LAST YEAR

One-Year Dropout Rate

7.5%

THIS YEAR

14.1%

LAST YEAR

Parent Survey

School Community

NOT ENOUGH DATA

Parent-Teacher Partnership

NOT ENOUGH DATA

Quality of Facilities

NOT ENOUGH DATA

Response Rate: < 30%

Teachers

7.1%

Teachers that are National Board Certified

83.3%

Teachers that are returning from last year

95.2%

Teacher attendance

