

William J Bogan High School

3939 W 79th St Chicago, IL 60652
 (773)535-2180 • <http://www.boganhs.org> • @ChiPubSchools



School Quality Rating

This school received a Level 2 rating based on the CPS School Quality Rating Policy (SQRP). More information about what this rating means and how it is calculated is available at cps.edu/sqrp.

Accountability Status: Provisional Support

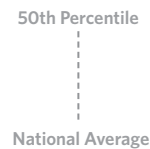
This school is in Provisional Support, based on this and last year's SQRP ratings. This means that the district may oversee this school's curriculum, student services, staff development, or budget. More information is available at cps.edu/LSC.

Student Growth



Student Growth at this school was below average, which means the growth in student test scores from PLAN in 2014 to ACT in 2015 was less at this school than other schools with the same pretest score.

ACT Average Growth **13th**

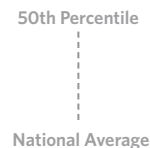


Student Attainment

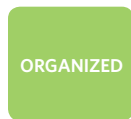


Student Attainment at this school was below average, which means ACT scores in Spring 2015 were lower than the national average score.

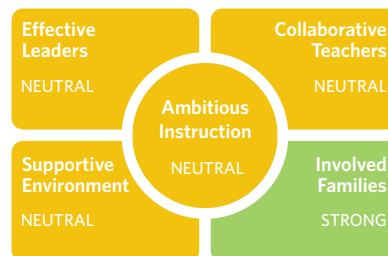
ACT Average Score **10th**



School Culture & Climate



This school is "Organized for Improvement" which means that the school has a strong culture and climate with only a few areas for improvement. Results are based on student and teacher responses to the My Voice, My School 5Essentials survey. For more information on this survey and additional measures of school culture and climate visit cps.5-essentials.org/2015.



Teacher Participation: **88.6%**

Student Participation: **91.1%**

Healthy Schools



This school has not achieved Healthy School Certified Status. Moving forward, the district will no longer use the HealthierUS School Challenge to determine a school's status. To better measure a school's commitment to a safe and healthy learning environment, schools must earn four badges to become Healthy CPS beginning SY16-17. Learn more by emailing oshw@cps.edu.

Supportive Schools



This school is in the process of being reviewed for its implementation of supports for social and emotional learning (SEL) and will receive a rating next year. For information about this new certification, visit cps.edu/sel.

Early College and Career Programs

Early College and Career Programs allow students to earn college credit or career credentials while still in high school.



Creative Schools



This school is Excelling in the arts. It meets the goals and priorities outlined in the CPS Arts Education Plan, including Staffing & Instruction, Partnerships, Community & Culture, and Budget & Planning. To learn more, visit cpsarts.org/creative-schools-certification.

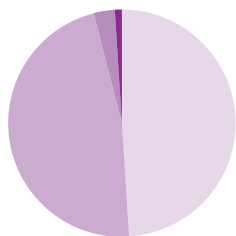
School Stats

School Type: Neighborhood

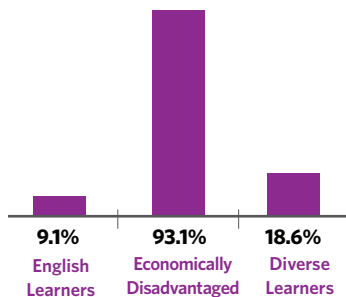
Enrollment: 952

Grades Served: 8-12

Demographics



- Black 49%
- Hispanic 47%
- White 3%
- Asian 0%
- Multi/Other 1%



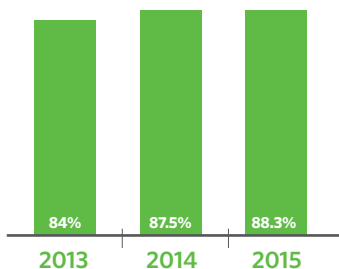
Neighborhood Map



This map shows nearby schools and their SQRP ratings based on their performance in the 2014-15 school year. An interactive version of this map, the School Locator, is available at cps.edu/schools.

- LEVEL 1+
- LEVEL 1
- LEVEL 2+
- LEVEL 2
- LEVEL 3
- NOT ENOUGH DATA

Attendance



Freshmen On Track

The percent of freshmen who earned five or more credits without failing more than a semester core class

89.4%

THIS YEAR

90.2%

LAST YEAR

School Connectedness

Students' reported sense of membership in the school community on the 5Essentials survey

WEAK

THIS YEAR

WEAK

LAST YEAR

Suspension Practices

The percent of students who received one or more out-of-school suspensions

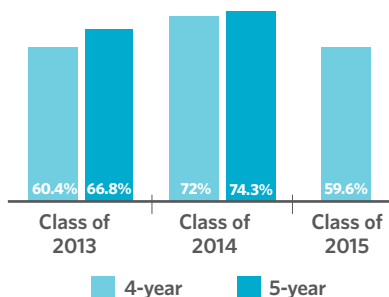
10.5%

THIS YEAR

23.1%

LAST YEAR

Graduation Rate



College Enrollment of Graduates

40.9%

THIS YEAR

48.5%

LAST YEAR

Early College and Career Credential Attainment

17.7%

THIS YEAR

9%

LAST YEAR

One-Year Dropout Rate

3.5%

THIS YEAR

4.4%

LAST YEAR

Parent Survey

School Community

NOT ENOUGH DATA

Parent-Teacher Partnership

NOT ENOUGH DATA

Quality of Facilities

NOT ENOUGH DATA

Response Rate: < 30%

Teachers

6.7%

Teachers that are National Board Certified

72.5%

Teachers that are returning from last year

95.2%

Teacher attendance

