

Roald Amundsen High School

5110 N Damen Ave Chicago, IL 60625
 (773)534-2320 • <http://www.amundsenhs.org> • @ChiPubSchools

- Level 1+
- Level 1**
- Level 2+
- Level 2
- Level 3
- Not Enough Data

School Quality Rating

This school received a Level 1 rating based on the CPS School Quality Rating Policy (SQRP). More information about what this rating means and how it is calculated is available at cps.edu/sqrp.

Accountability Status: Good Standing

This school is in Good Standing, based on this and last year's SQRP ratings. This means that the Local School Council (LSC) will oversee this school's funding allocations, Continuous Improvement Work Plan (CIWP) and principal evaluations. More information is available at cps.edu/LSC.

Student Growth



Student Growth at this school was average, which means the growth in student test scores from PLAN in 2014 to ACT in 2015 was about the same at this school than other schools with the same pretest score.



Student Attainment



Student Attainment at this school was below average, which means ACT scores in Spring 2015 were lower than the national average score.



School Culture & Climate



This school is "Organized for Improvement" which means that the school has a strong culture and climate with only a few areas for improvement. Results are based on student and teacher responses to the My Voice, My School 5Essentials survey. For more information on this survey and additional measures of school culture and climate visit cps.5-essentials.org/2015.



Teacher Participation: 85.5%

Student Participation: 85.8%

Healthy Schools



This school has not achieved Healthy School Certified Status. Moving forward, the district will no longer use the HealthierUS School Challenge to determine a school's status. To better measure a school's commitment to a safe and healthy learning environment, schools must earn four badges to become Healthy CPS beginning SY16-17. Learn more by emailing oshw@cps.edu.

Supportive Schools



This school has been rated Exemplary for its strong commitment to social and emotional learning (SEL). The school is implementing best practices to promote SEL for all students, and the environment is consistent with the CPS School Climate Standards.

Early College and Career Programs

Early College and Career Programs allow students to earn college credit or career credentials while still in high school.



Creative Schools



This school is Strong in the arts. It nearly meets the goals and priorities outlined in the CPS Arts Education Plan, including Staffing & Instruction, Partnerships, Community & Culture, and Budget & Planning. To learn more, visit cpsarts.org/creative-schools-certification.

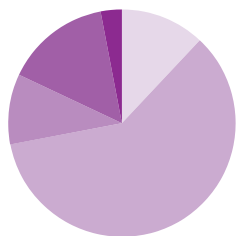
School Stats

School Type: Neighborhood

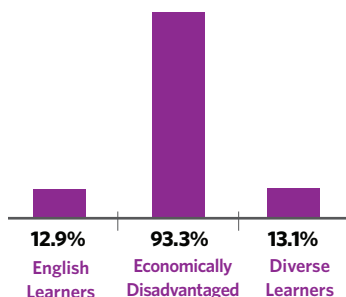
Enrollment: 1132

Grades Served: 9-12

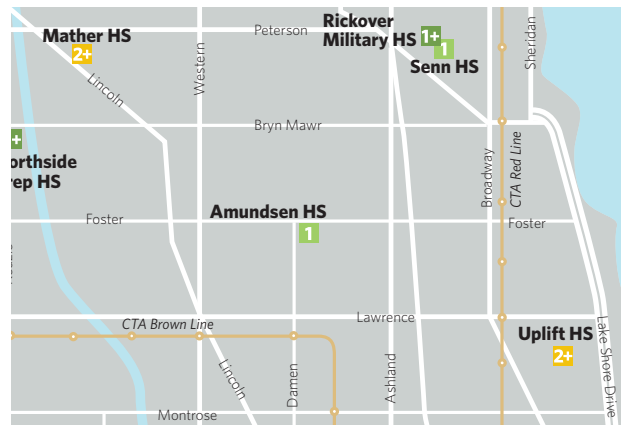
Demographics



- Black 12%
- Hispanic 60%
- White 10%
- Asian 15%
- Multi/Other 3%



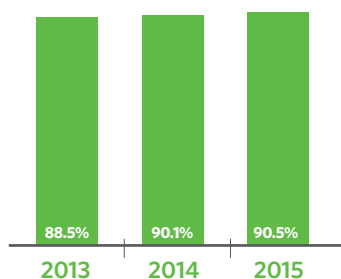
Neighborhood Map



This map shows nearby schools and their SQRP ratings based on their performance in the 2014-15 school year. An interactive version of this map, the School Locator, is available at cps.edu/schools.

- LEVEL 1+
- LEVEL 1
- LEVEL 2+
- LEVEL 2
- LEVEL 3
- NOT ENOUGH DATA

Attendance



Freshmen On Track

The percent of freshmen who earned five or more credits without failing more than a semester core class

89.6%

THIS YEAR

85.6%

LAST YEAR

School Connectedness

Students' reported sense of membership in the school community on the 5Essentials survey

NEUTRAL

THIS YEAR

NEUTRAL

LAST YEAR

Suspension Practices

The percent of students who received one or more out-of-school suspensions

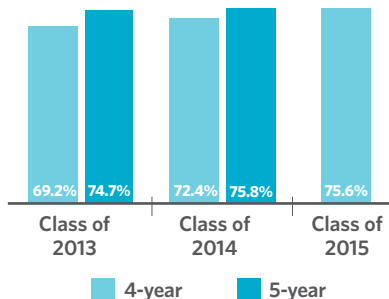
7%

THIS YEAR

5.6%

LAST YEAR

Graduation Rate



College Enrollment of Graduates

57.3%

THIS YEAR

52.1%

LAST YEAR

Early College and Career Credential Attainment

36.8%

THIS YEAR

20.7%

LAST YEAR

One-Year Dropout Rate

5%

THIS YEAR

5.3%

LAST YEAR

Parent Survey

School Community

NEUTRAL

Parent-Teacher Partnership

WEAK

Quality of Facilities

NEUTRAL

Response Rate: 42%

Teachers

14.3%

Teachers that are National Board Certified

94.7%

Teachers that are returning from last year

95.6%

Teacher attendance

