

## Noble - The Noble Academy

1443 N OGDEN AVE Chicago, IL 60610-1007  
(773)278-6895 • @ChiPubSchools

- Level 1+
- Level 1**
- Level 2+
- Level 2
- Level 3
- Not Enough Data

### School Quality Rating

This school received a Level 1 rating based on the CPS School Quality Rating Policy (SQRP). More information about what this rating means and how it is calculated is available at [cps.edu/sqrp](http://cps.edu/sqrp).

### Accountability Status: Not Applicable

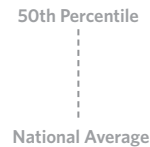
This school does not receive an official accountability status because its performance measures are determined by its contract with the Chicago Board of Education.

## Student Growth

NO DATA AVAILABLE

CPS does not have enough information about students' EPAS test scores from this school to determine its growth compared to other schools nationally.

ACT Average Growth ▶

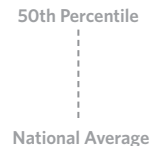


## Student Attainment

NO DATA AVAILABLE

CPS does not have enough information about students' ACT scores from this school to determine its attainment compared with national average attainment.

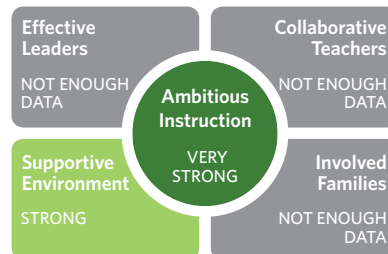
ACT Average Score ▶



## School Culture & Climate

ORGANIZED

This school is "Organized for Improvement" which means that the school has a strong culture and climate with only a few areas for improvement. Results are based on student and teacher responses to the My Voice, My School 5Essentials survey. For more information on this survey and additional measures of school culture and climate visit [cps.5-essentials.org/2015](http://cps.5-essentials.org/2015).



Teacher Participation:  
**87.5%**

Student Participation:  
**83.9%**

Healthy Schools



This school has not achieved Healthy School Certified Status. Moving forward, the district will no longer use the HealthierUS School Challenge to determine a school's status. To better measure a school's commitment to a safe and healthy learning environment, schools must earn four badges to become Healthy CPS beginning SY16-17. Learn more by emailing [oshw@cps.edu](mailto:oshw@cps.edu).

## Supportive Schools



This school is in the process of being reviewed for its implementation of supports for social and emotional learning (SEL) and will receive a rating next year. For information about this new certification, visit [cps.edu/sel](http://cps.edu/sel).

## Early College and Career Programs

Early College and Career Programs allow students to earn college credit or career credentials while still in high school.



This school has no Early College and Career Programs at this time.

## Creative Schools



This school has an arts designation of Incomplete Data, and may or may not meet the goals and priorities of the CPS Arts Education Plan, but the school has insufficient data available to complete an assessment. To learn more, visit [cpsarts.org/creative-schools-certification](http://cpsarts.org/creative-schools-certification).

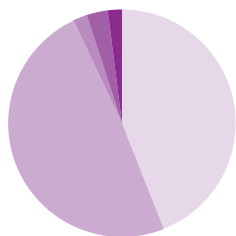
## School Stats

School Type: Charter

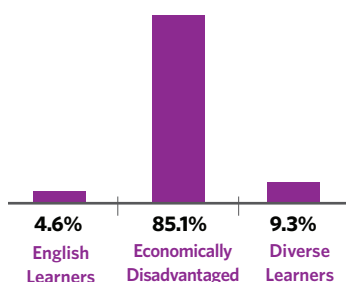
Enrollment: 194

Grades Served: 9-10

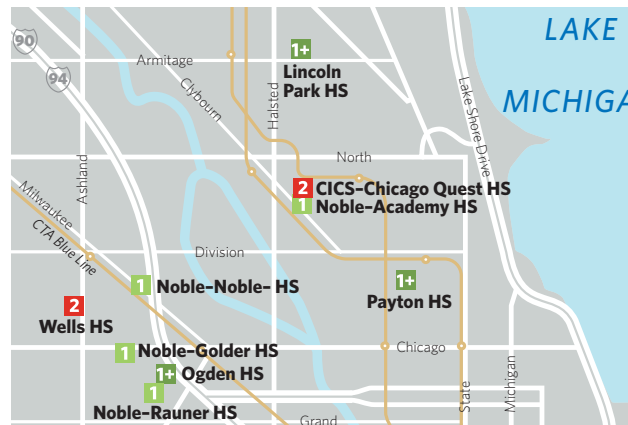
## Demographics



- Black 44%
- Hispanic 49%
- White 2%
- Asian 3%
- Multi/Other 2%



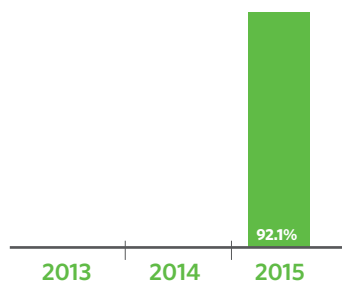
## Neighborhood Map



This map shows nearby schools and their SQRP ratings based on their performance in the 2014-15 school year. An interactive version of this map, the School Locator, is available at [cps.edu/schools](http://cps.edu/schools).

- LEVEL 1+
- LEVEL 1
- LEVEL 2+
- LEVEL 2
- LEVEL 3
- NOT ENOUGH DATA

## Attendance



### Freshmen On Track

The percent of freshmen who earned five or more credits without failing more than a semester core class

85.2%

THIS YEAR

-

LAST YEAR

### School Connectedness

Students' reported sense of membership in the school community on the 5Essentials survey

NEUTRAL

THIS YEAR

-

LAST YEAR

### Suspension Practices

The percent of students who received one or more out-of-school suspensions

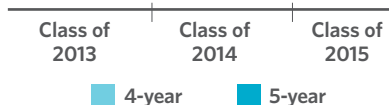
-

THIS YEAR

-

LAST YEAR

## Graduation Rate



### College Enrollment of Graduates



THIS YEAR



LAST YEAR

### Early College and Career Credential Attainment



THIS YEAR



LAST YEAR

### One-Year Dropout Rate

5.6%

THIS YEAR

-

LAST YEAR

## Parent Survey

School Community

NOT ENOUGH DATA

Parent-Teacher Partnership

NOT ENOUGH DATA

Quality of Facilities

NOT ENOUGH DATA

Response Rate: < 30%

## Teachers



Teachers that are National Board Certified



Teachers that are returning from last year



Teacher attendance

