

UNO Charter School - Major Hector P. Garcia MD

4248 W 47th St Chicago, IL 60632
 (773)579-3480 • <http://www.unocharterschools.org> • @ChiPubSchools

- Level 1+
- Level 1**
- Level 2+
- Level 2
- Level 3
- Not Enough Data

School Quality Rating

This school received a Level 1 rating based on the CPS School Quality Rating Policy (SQRP). More information about what this rating means and how it is calculated is available at cps.edu/sqrp.

Accountability Status: Not Applicable

This school does not receive an official accountability status because its performance measures are determined by its contract with the Chicago Board of Education.

Student Growth



Student Growth at this school was average, which means the growth in student test scores from PLAN in 2014 to ACT in 2015 was about the same at this school than other schools with the same pretest score.



Student Attainment



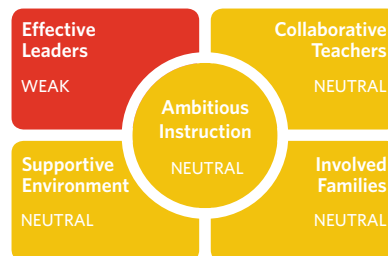
Student Attainment at this school was below average, which means ACT scores in Spring 2015 were lower than the national average score.



School Culture & Climate



This school is "Partially Organized for Improvement" which means that the school's culture and climate has a few strengths, but also has several weaknesses. Results are based on student and teacher responses to the My Voice, My School 5Essentials survey. For more information on this survey and additional measures of school culture and climate visit cps.5-essentials.org/2015.



Teacher Participation: 76.6%

Student Participation: 63.3%

Healthy Schools



This school has not achieved Healthy School Certified Status. Moving forward, the district will no longer use the HealthierUS School Challenge to determine a school's status. To better measure a school's commitment to a safe and healthy learning environment, schools must earn four badges to become Healthy CPS beginning SY16-17. Learn more by emailing oshw@cps.edu.

Supportive Schools



This school is in the process of being reviewed for its implementation of supports for social and emotional learning (SEL) and will receive a rating next year. For information about this new certification, visit cps.edu/sel.

Early College and Career Programs

Early College and Career Programs allow students to earn college credit or career credentials while still in high school.



This school has no Early College and Career Programs at this time.

Creative Schools



This school has an arts designation of Incomplete Data, and may or may not meet the goals and priorities of the CPS Arts Education Plan, but the school has insufficient data available to complete an assessment. To learn more, visit cpsarts.org/creative-schools-certification.

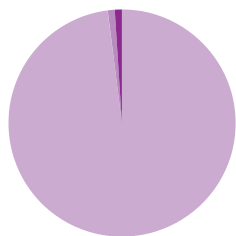
School Stats

School Type: Charter

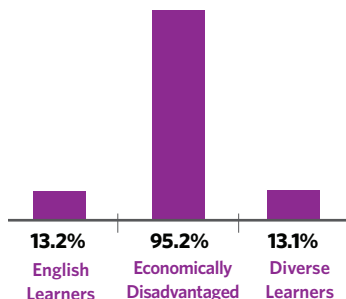
Enrollment: 666

Grades Served: K-12

Demographics



- Black 0%
- Hispanic 98%
- White 1%
- Asian 0%
- Multi/Other 1%



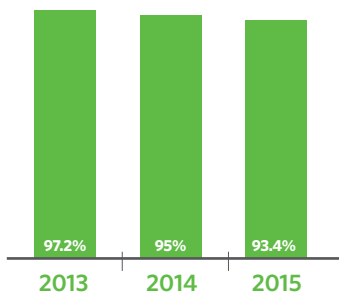
Neighborhood Map



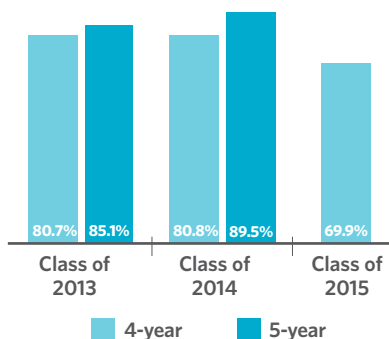
This map shows nearby schools and their SQRP ratings based on their performance in the 2014-15 school year. An interactive version of this map, the School Locator, is available at cps.edu/schools.

- LEVEL 1+
- LEVEL 1
- LEVEL 2+
- LEVEL 2
- LEVEL 3
- NOT ENOUGH DATA

Attendance



Graduation Rate



Parent Survey

- School Community
NOT ENOUGH DATA
 - Parent-Teacher Partnership
NOT ENOUGH DATA
 - Quality of Facilities
NOT ENOUGH DATA
- Response Rate: < 30%

Freshmen On Track

The percent of freshmen who earned five or more credits without failing more than a semester core class

86.8%

THIS YEAR

-

LAST YEAR

College Enrollment of Graduates

66.4%

THIS YEAR

75%

LAST YEAR

Teachers

- Teachers that are National Board Certified
- Teachers that are returning from last year
- Teacher attendance

School Connectedness

Students' reported sense of membership in the school community on the 5Essentials survey

NEUTRAL

THIS YEAR

NEUTRAL

LAST YEAR

Early College and Career Credential Attainment

54.6%

THIS YEAR

56%

LAST YEAR

Suspension Practices

The percent of students who received one or more out-of-school suspensions

-

THIS YEAR

-

LAST YEAR

One-Year Dropout Rate

1.2%

THIS YEAR

1.7%

LAST YEAR

