

## Noble - Golder College Prep

1454 W Superior St Chicago, IL 60642  
 (312)265-9925 • <http://www.goldercollegeprep.org> • @ChiPubSchools

- Level 1+
- Level 1**
- Level 2+
- Level 2
- Level 3
- Not Enough Data

### School Quality Rating

This school received a Level 1 rating based on the CPS School Quality Rating Policy (SQRP). More information about what this rating means and how it is calculated is available at [cps.edu/sqrp](http://cps.edu/sqrp).

### Accountability Status: Not Applicable

This school does not receive an official accountability status because its performance measures are determined by its contract with the Chicago Board of Education.

## Student Growth



Student Growth at this school was below average, which means the growth in student test scores from PLAN in 2014 to ACT in 2015 was less at this school than other schools with the same pretest score.



## Student Attainment



Student Attainment at this school was average, which means ACT scores in Spring 2015 were about the same as the national average score.



## School Culture & Climate



This school is "Well-Organized for Improvement" which means that the school has a very strong culture and climate, suggesting the school is set up for success. Results are based on student and teacher responses to the My Voice, My School 5Essentials survey. For more information on this survey and additional measures of school culture and climate, visit [cps.5-essentials.org/2015](http://cps.5-essentials.org/2015).



Teacher Participation: **94.1%**

Student Participation: **82.6%**

## Healthy Schools



This school has not achieved Healthy School Certified Status. Moving forward, the district will no longer use the HealthierUS School Challenge to determine a school's status. To better measure a school's commitment to a safe and healthy learning environment, schools must earn four badges to become Healthy CPS beginning SY16-17. Learn more by emailing [oshw@cps.edu](mailto:oshw@cps.edu).

## Supportive Schools



This school is in the process of being reviewed for its implementation of supports for social and emotional learning (SEL) and will receive a rating next year. For information about this new certification, visit [cps.edu/sel](http://cps.edu/sel).

## Early College and Career Programs

Early College and Career Programs allow students to earn college credit or career credentials while still in high school.



This school has no Early College and Career Programs at this time.

## Creative Schools



This school is Developing in the arts. It occasionally meets the goals and priorities of the CPS Arts Education Plan including Staffing & Instruction, Partnerships, Community & Culture and Budget & Planning. To learn more, visit [cpsarts.org/creative-schools-certification](http://cpsarts.org/creative-schools-certification).

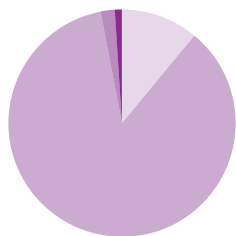
## School Stats

School Type: Charter

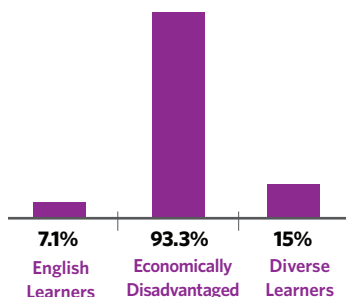
Enrollment: 645

Grades Served: 9-12

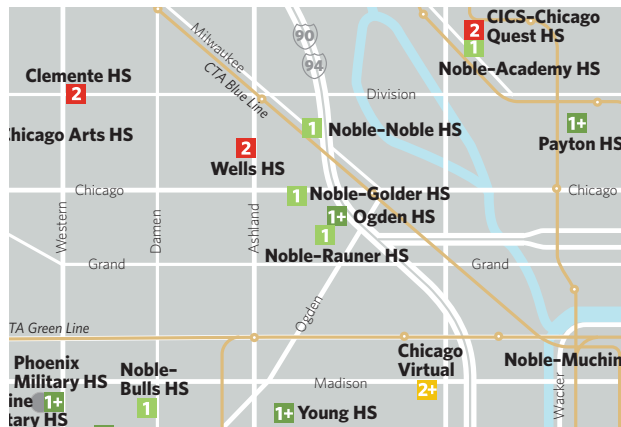
## Demographics



- Black 11%
- Hispanic 86%
- White 2%
- Asian 0%
- Multi/Other 1%



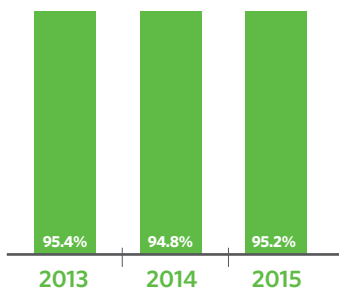
## Neighborhood Map



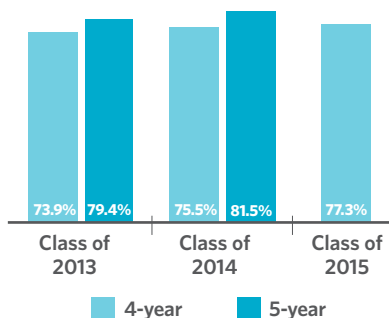
This map shows nearby schools and their SQRP ratings based on their performance in the 2014-15 school year. An interactive version of this map, the School Locator, is available at [cps.edu/schools](http://cps.edu/schools).

- LEVEL 1+
- LEVEL 1
- LEVEL 2+
- LEVEL 2
- LEVEL 3
- NOT ENOUGH DATA

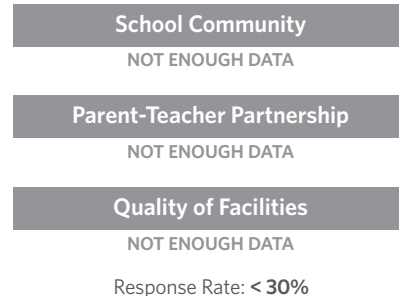
## Attendance



## Graduation Rate



## Parent Survey



## Freshmen On Track

The percent of freshmen who earned five or more credits without failing more than a semester core class

91.6%

THIS YEAR

-

LAST YEAR

## School Connectedness

Students' reported sense of membership in the school community on the 5Essentials survey

STRONG

THIS YEAR

STRONG

LAST YEAR

## Suspension Practices

The percent of students who received one or more out-of-school suspensions

-

THIS YEAR

-

LAST YEAR

## College Enrollment of Graduates

75.8%

THIS YEAR

78%

LAST YEAR

## Early College and Career Credential Attainment

44.8%

THIS YEAR

0.8%

LAST YEAR

## One-Year Dropout Rate

2.8%

THIS YEAR

3.8%

LAST YEAR

## Teachers

