

## James Shields Middle School

2611 W 48th St Chicago, IL 60632

(773)535-7115 • <http://www.shieldsmiddleschool.org> • @ChiPubSchools



### School Quality Rating

This school received a Level 1 rating based on the CPS School Quality Rating Policy (SQRP). More information about what this rating means and how it is calculated is available at [cps.edu/sqrp](http://cps.edu/sqrp).

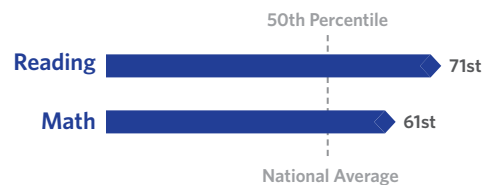
### Accountability Status: Good Standing

This school is in Good Standing, based on this and last year's SQRP ratings. This means that the Local School Council (LSC) will oversee this school's funding allocations, Continuous Improvement Work Plan (CIWP) and principal evaluations. More information is available at [cps.edu/LSC](http://cps.edu/LSC)

## Student Growth

ABOVE  
AVERAGE

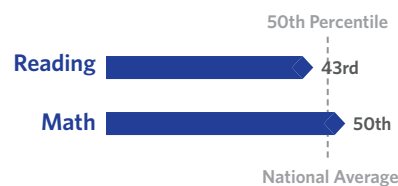
Student Growth at this school was above average, which means the change in NWEA test scores between Spring 2014 and Spring 2015 was greater at this school than at other schools nationally with the same pretest score.



## Student Attainment

AVERAGE

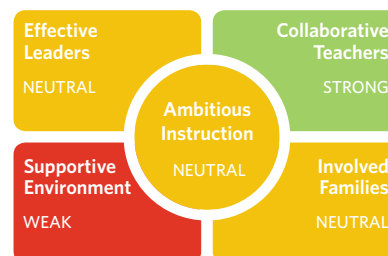
Student Attainment at this school was average, which means NWEA test scores in Spring 2015 were about the same as the national average score.



## School Culture & Climate

MODERATELY  
ORGANIZED

This school is "Moderately Organized for Improvement" which means that the school has both strengths and weaknesses in their culture and climate. Results are based on student and teacher responses to the My Voice, My School 5Essentials survey. For more information on this survey and additional measures of school culture and climate, visit [cps.5-essentials.org/2015](http://cps.5-essentials.org/2015).



Teacher Participation:  
95%

Student Participation:  
96.1%

## Early Education Award

This school does not have a preschool program.

Healthy  
Schools



This school has achieved Healthy School Certified Status. Moving forward, the district will no longer use the HealthierUS School Challenge to determine a school's status. To better measure a school's commitment to a safe and healthy learning environment, schools must earn four badges to become Healthy CPS beginning SY16-17. Learn more by emailing [oshw@cps.edu](mailto:oshw@cps.edu).

## Creative Schools



This school is Strong in the arts. It nearly meets the goals and priorities outlined in the CPS Arts Education Plan, including Staffing & Instruction, Partnerships, Community & Culture, and Budget & Planning. To learn more, visit [cpsarts.org/creative-schools-certification](http://cpsarts.org/creative-schools-certification).

## Supportive Schools



This school is in the process of being reviewed for its implementation of supports for social and emotional learning (SEL) and will receive a rating next year. For information about this new certification, visit [www.cps.edu/sel](http://www.cps.edu/sel).

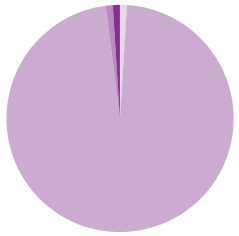
## School Stats

**School Type:** Neighborhood

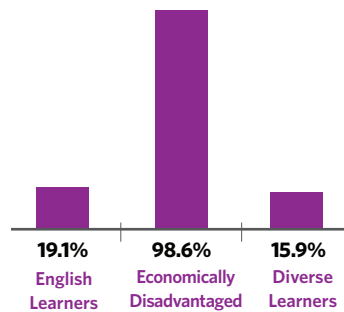
**Enrollment:** 706

**Grades Served:** PK-8

## Demographics



Black 1%  
Hispanic 97%  
White 1%  
Asian 0%  
Multi/Other 1%



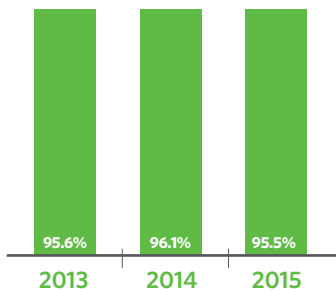
## Neighborhood Map



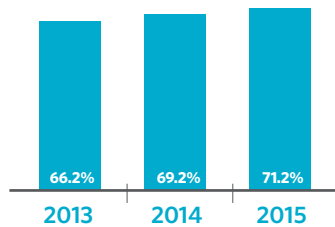
This map shows nearby schools and their SQRP ratings based on their performance in the 2014-15 school year. An interactive version of this map, the School Locator, is available at [cps.edu/schools](http://cps.edu/schools).

LEVEL 1+  
LEVEL 1  
LEVEL 2+  
LEVEL 2  
LEVEL 3  
NOT ENOUGH DATA

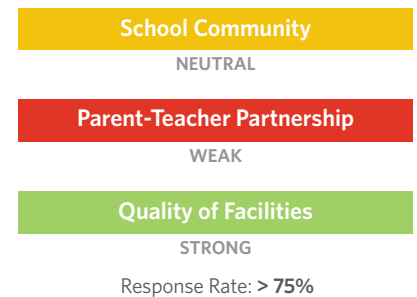
## Attendance



## Grades 3-8 On Track



## Parent Survey



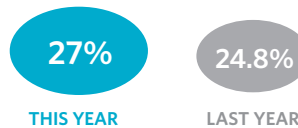
## School Connectedness

Students' reported sense of membership in the school community on the 5Essentials survey



## English Learners

The percent of students meeting annual growth targets



## Classroom Rigor

Students' perception of rigor in the classroom



## Suspension Practices

The percent of students who received one or more out-of-school suspensions



## Teachers

