

North River Elementary School

4416 N Troy St Chicago, IL 60625
 (773)534-0590 • <http://nrschool.org/> • @ChiPubSchools

Level 1+

- Level 1
- Level 2+
- Level 2
- Level 3
- Not Enough Data

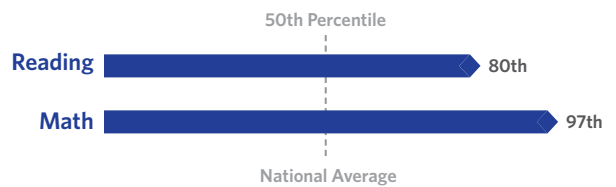
School Quality Rating
 This school received a Level 1+ rating based on the CPS School Quality Rating Policy (SQRP). More information about what this rating means and how it is calculated is available at cps.edu/sqrp.

Accountability Status: Good Standing
 This school is in Good Standing, based on this and last year's SQRP ratings. This means that the Local School Council (LSC) will oversee this school's funding allocations, Continuous Improvement Work Plan (CIWP) and principal evaluations. More information is available at cps.edu/LSC

Student Growth

FAR ABOVE AVERAGE

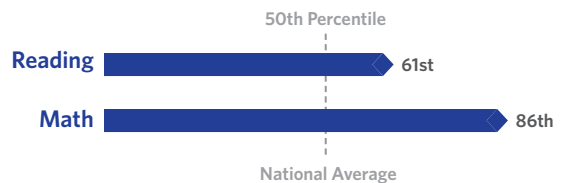
Student Growth at this school was far above average, which means the change in NWEA test scores between Spring 2014 and Spring 2015 was much greater at this school than at other schools nationally with the same pretest score.



Student Attainment

ABOVE AVERAGE

Student Attainment at this school was above average, which means NWEA test scores in Spring 2015 were higher than the national average score.



School Culture & Climate

NOT YET ORGANIZED

This school is "Not Yet Organized for Improvement" which means there are several weaknesses with the school's culture and climate, suggesting that the school is not set up for success. Results are based on student and teacher responses to the My Voice, My School 5Essentials survey. For more information on this survey and additional measures of school culture and climate, visit cps.5-essentials.org/2015.

Effective Leaders WEAK	Collaborative Teachers WEAK	Teacher Participation: 87%
Supportive Environment WEAK	Involved Families NEUTRAL	
Ambitious Instruction NEUTRAL		Student Participation: 94.7%

Early Education Award

GOLD

This school's preschool program has earned a Gold Circle of Quality award from the statewide quality rating system, meeting and exceeding the highest quality of standards for early learning programs. For more information, visit excelserateillinois.com.

Creative Schools

This school is Excelling in the arts. It meets the goals and priorities outlined in the CPS Arts Education Plan, including Staffing & Instruction, Partnerships, Community & Culture, and Budget & Planning. To learn more, visit cpsarts.org/creative-schools-certification.

Healthy Schools



This school has not achieved Healthy School Certified Status. Moving forward, the district will no longer use the HealthierUS School Challenge to determine a school's status. To better measure a school's commitment to a safe and healthy learning environment, schools must earn four badges to become Healthy CPS beginning SY16-17. Learn more by emailing oshw@cps.edu.

Supportive Schools



This school is in the process of being reviewed for its implementation of supports for social and emotional learning (SEL) and will receive a rating next year. For information about this new certification, visit www.cps.edu/sel.

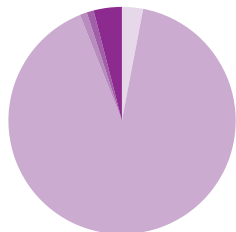
School Stats

School Type: Small

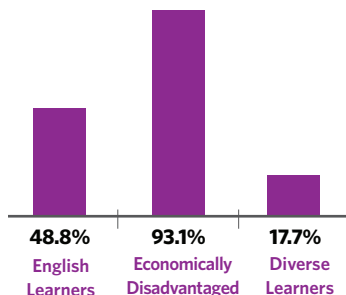
Enrollment: 361

Grades Served: PE-8

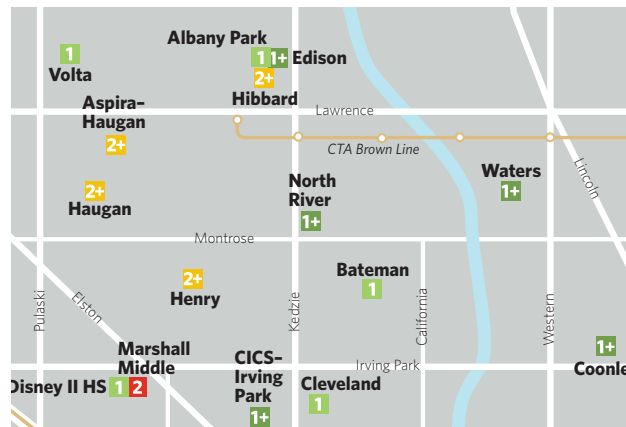
Demographics



- Black 3%
- Hispanic 91%
- White 1%
- Asian 1%
- Multi/Other 4%



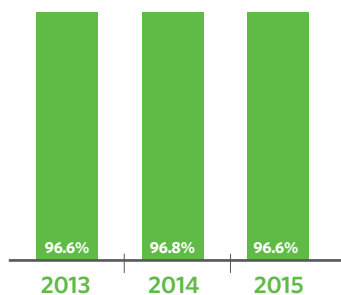
Neighborhood Map



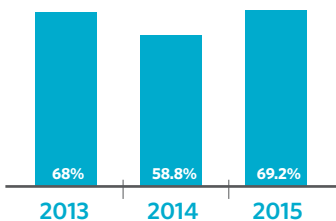
This map shows nearby schools and their SQRP ratings based on their performance in the 2014-15 school year. An interactive version of this map, the School Locator, is available at cps.edu/schools.

- LEVEL 1+
- LEVEL 1
- LEVEL 2+
- LEVEL 2
- LEVEL 3
- NOT ENOUGH DATA

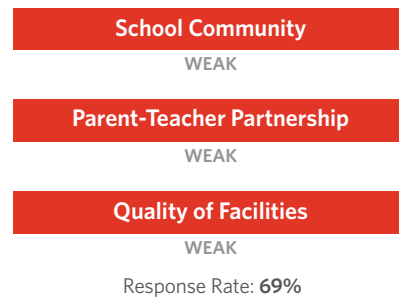
Attendance



Grades 3-8 On Track



Parent Survey



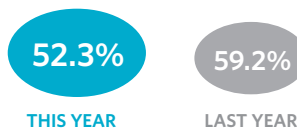
School Connectedness

Students' reported sense of membership in the school community on the 5Essentials survey




English Learners

The percent of students meeting annual growth targets



Teachers



Classroom Rigor

Students' perception of rigor in the classroom



Suspension Practices

The percent of students who received one or more out-of-school suspensions

