

William C. Goudy Technology Academy

5120 N Winthrop Ave Chicago, IL 60640
 (773)534-2480 • <http://www.goudy.cps.edu> • @ChiPubSchools

- Level 1+
- Level 1**
- Level 2+
- Level 2
- Level 3
- Not Enough Data

School Quality Rating

This school received a Level 1 rating based on the CPS School Quality Rating Policy (SQRP). More information about what this rating means and how it is calculated is available at cps.edu/sqrp.

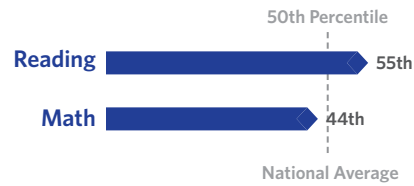
Accountability Status: Good Standing

This school is in Good Standing, based on this and last year's SQRP ratings. This means that the Local School Council (LSC) will oversee this school's funding allocations, Continuous Improvement Work Plan (CIWP) and principal evaluations. More information is available at cps.edu/LSC

Student Growth



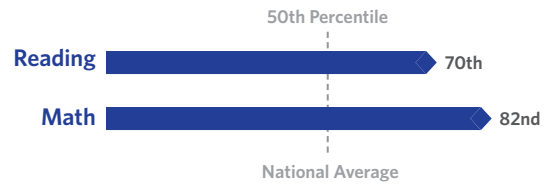
Student Growth at this school was average, which means the change in NWEA test scores between Spring 2014 and Spring 2015 was about the same at this school as at other schools nationally with the same pretest score.



Student Attainment



Student Attainment at this school was above average, which means NWEA test scores in Spring 2015 were higher than the national average score.



School Culture & Climate



This school is "Organized for Improvement" which means that the school has a strong culture and climate with only a few areas for improvement. Results are based on student and teacher responses to the My Voice, My School 5Essentials survey. For more information on this survey and additional measures of school culture and climate, visit cps.5-essentials.org/2015.



Teacher Participation: **77.8%**

Student Participation: **99.9%**

Early Education Award

This school's preschool program has not yet been awarded a Circle of Quality award. For more information, visit accelerateillinois.com.

Creative Schools



This school is Excelling in the arts. It meets the goals and priorities outlined in the CPS Arts Education Plan, including Staffing & Instruction, Partnerships, Community & Culture, and Budget & Planning. To learn more, visit cpsarts.org/creative-schools-certification.

Healthy Schools



This school has achieved Healthy School Certified Status. Moving forward, the district will no longer use the HealthierUS School Challenge to determine a school's status. To better measure a school's commitment to a safe and healthy learning environment, schools must earn four badges to become Healthy CPS beginning SY16-17. Learn more by emailing oshw@cps.edu.

Supportive Schools



This school is in the process of being reviewed for its implementation of supports for social and emotional learning (SEL) and will receive a rating next year. For information about this new certification, visit www.cps.edu/sel.

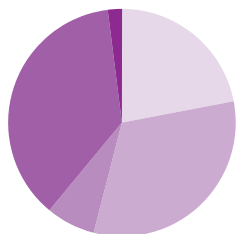
School Stats

School Type: Neighborhood

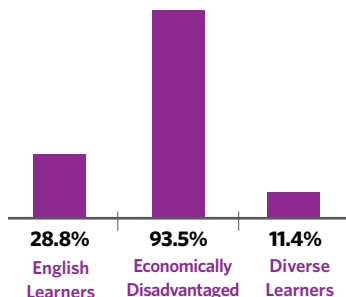
Enrollment: 764

Grades Served: PE-8

Demographics



- Black 22%
- Hispanic 32%
- White 7%
- Asian 37%
- Multi/Other 2%



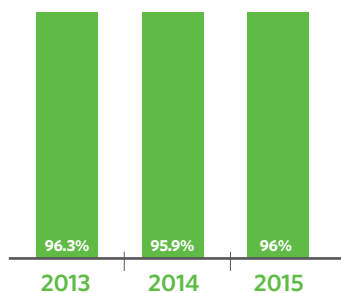
Neighborhood Map



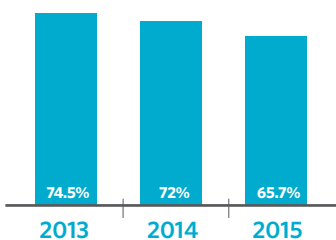
This map shows nearby schools and their SQRP ratings based on their performance in the 2014-15 school year. An interactive version of this map, the School Locator, is available at cps.edu/schools.

- LEVEL 1+
- LEVEL 1
- LEVEL 2
- LEVEL 3
- NOT ENOUGH DATA

Attendance



Grades 3-8 On Track



Parent Survey

- School Community
NOT ENOUGH DATA
 - Parent-Teacher Partnership
NOT ENOUGH DATA
 - Quality of Facilities
NOT ENOUGH DATA
- Response Rate: < 30%

School Connectedness

Students' reported sense of membership in the school community on the 5Essentials survey



English Learners

The percent of students meeting annual growth targets




Teachers

- 8.3% Teachers that are National Board Certified
- 95.7% Teachers that are returning from last year
- 95.4% Teacher attendance

Classroom Rigor

Students' perception of rigor in the classroom



Suspension Practices

The percent of students who received one or more out-of-school suspensions

