

## UNO Charter School - Brighton Park

4420 S Fairfield Ave Chicago, IL 60632  
(312)455-5434 • @ChiPubSchools

- Level 1+
- Level 1**
- Level 2+
- Level 2
- Level 3
- Not Enough Data

### School Quality Rating

This school received a Level 1 rating based on the CPS School Quality Rating Policy (SQRP). More information about what this rating means and how it is calculated is available at [cps.edu/sqrp](http://cps.edu/sqrp).

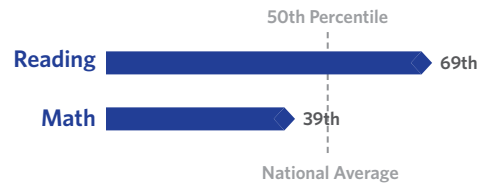
### Accountability Status: Not Applicable

This school does not receive an official accountability status because its performance measures are determined by its contract with the Chicago Board of Education.

## Student Growth



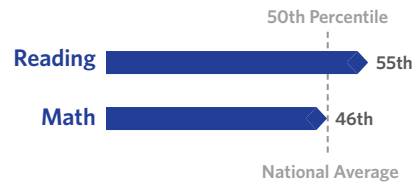
Student Growth at this school was average, which means the change in NWEA test scores between Spring 2014 and Spring 2015 was about the same at this school as at other schools nationally with the same pretest score.



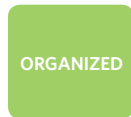
## Student Attainment



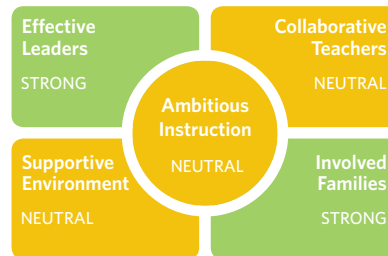
Student Attainment at this school was average, which means NWEA test scores in Spring 2015 were about the same as the national average score.



## School Culture & Climate



This school is "Organized for Improvement" which means that the school has a strong culture and climate with only a few areas for improvement. Results are based on student and teacher responses to the My Voice, My School 5Essentials survey. For more information on this survey and additional measures of school culture and climate, visit [cps.5-essentials.org/2015](http://cps.5-essentials.org/2015).



Teacher Participation:  
**85.3%**

Student Participation:  
**96.4%**

## Early Education Award

This school does not have a preschool program.

## Healthy Schools



This school has not achieved Healthy School Certified Status. Moving forward, the district will no longer use the HealthierUS School Challenge to determine a school's status. To better measure a school's commitment to a safe and healthy learning environment, schools must earn four badges to become Healthy CPS beginning SY16-17. Learn more by emailing [oshw@cps.edu](mailto:oshw@cps.edu).

## Creative Schools



This school has an arts designation of Incomplete Data, and may or may not meet the goals and priorities of the CPS Arts Education Plan, but the school has insufficient data available to complete an assessment. To learn more, visit [cpsarts.org/creative-schools-certification](http://cpsarts.org/creative-schools-certification).

## Supportive Schools



This school is in the process of being reviewed for its implementation of supports for social and emotional learning (SEL) and will receive a rating next year. For information about this new certification, visit [www.cps.edu/sel](http://www.cps.edu/sel).

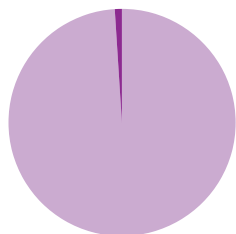
## School Stats

School Type: Charter

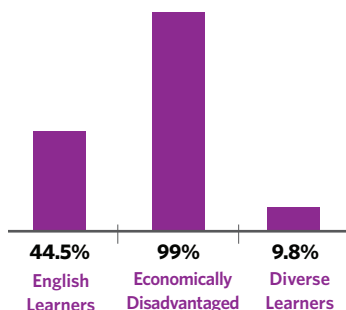
Enrollment: 519

Grades Served: K-8

## Demographics



- Black 0%
- Hispanic 99%
- White 0%
- Asian 0%
- Multi/Other 1%



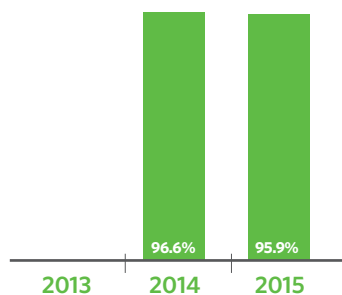
## Neighborhood Map



This map shows nearby schools and their SQRP ratings based on their performance in the 2014-15 school year. An interactive version of this map, the School Locator, is available at [cps.edu/schools](http://cps.edu/schools).

- LEVEL 1+
- LEVEL 1
- LEVEL 2+
- LEVEL 2
- LEVEL 3
- NOT ENOUGH DATA

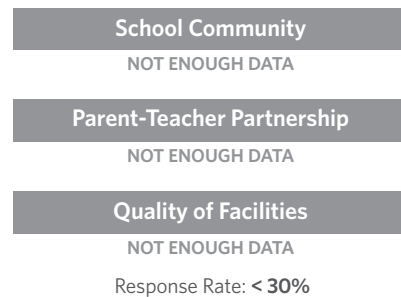
## Attendance



## Grades 3-8 On Track



## Parent Survey



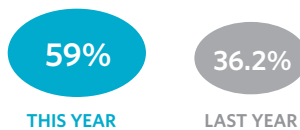
## School Connectedness

Students' reported sense of membership in the school community on the 5Essentials survey




## English Learners

The percent of students meeting annual growth targets



## Teachers



## Classroom Rigor

Students' perception of rigor in the classroom



## Suspension Practices

The percent of students who received one or more out-of-school suspensions

