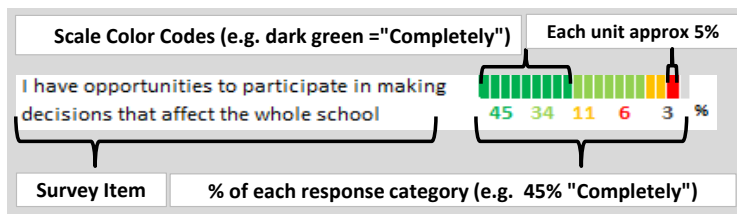


## HOW TO READ THIS REPORT



## RESPONSE RATE

My School's Response Rate **45%**

- Results not reported for schools with a response rate less than 25%.
- Response rate estimated by dividing the school's April 2019 enrollment by total number of children parents report having at the school.

## SCHOOL RECOMMENDATION

How likely are parents to recommend this school, on a scale of 1 to 10?

My School's Average Score **7.8**

## SCHOOL COMMUNITY

My School's Score **57** **NEUTRAL**

How much do you agree with the following statements about your child's school?

SCALE: **COMPLETELY** **MOSTLY** **A LITTLE** **NOT AT ALL** **NO RESPONSE**

The office staff greets visitors warmly



The support staff (custodians, clerks, cafeteria staff, security) seem to care about the students



The school invites me to meetings and special school events



I know what the important issues are in the school



I have opportunities to participate in making decisions that affect the whole school community



## PARENT-TEACHER PARTNERSHIP

My School's Score **59** **NEUTRAL**

How much do you agree with the following statements about your child's teacher?

SCALE: **COMPLETELY** **MOSTLY** **A LITTLE** **NOT AT ALL** **NO RESPONSE**

The teacher(s) respects me



I am comfortable sharing my concerns with this teacher(s)



My child will be more successful as an adult because of this teacher(s)



The teacher(s) lets me know what they are working on in class



The teacher(s) contacts me personally to discuss my child (strengths, weaknesses, etc.)



The teacher(s) provides suggestions for how to support my child in school



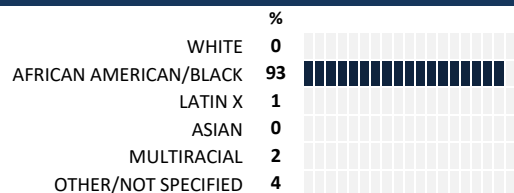
## MEASURE SCORES

- Scores are calculated by aggregating the response items in that measure, giving more weight to those response items that are harder to agree with.
- Because schools are compared to other schools in the district, performance may be labeled "weak" despite having a majority of positive responses to individual items.

## SCORE SCALE



## SURVEYED PARENT RACE



## SCHOOL SAFETY

How much do you agree with the following statements about your child's school?

SCALE: **COMPLETELY** **MOSTLY** **A LITTLE** **NOT AT ALL** **NO RESPONSE**

My child is safe going to and from school



My child is safe at school



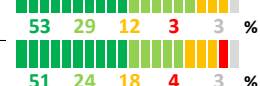
My child feels like they are part of a community at this school



My child's social and emotional needs are met at this school



Bullying is NOT a problem at this school



## QUALITY OF FACILITIES

My School's Score **58** **NEUTRAL**

How would you rate the quality of the following facilities at your school?

SCALE: **EXCELLENT** **SATISFACTORY** **POOR** **DON'T KNOW/DNA** **NO RESPONSE**

Your child's classroom



Access to technology



Gym



Food services/nutritious meals



Overall cleanliness of the school



## ADDITIONAL ITEMS

How much do you agree with the following statements?

SCALE: **COMPLETELY** **MOSTLY** **A LITTLE** **NOT AT ALL** **NO RESPONSE**

The school's policies and programs reflect the diversity of the families in the community



Students and parents are treated fairly regardless of social or cultural background



There are many different ways I can be involved with the school

