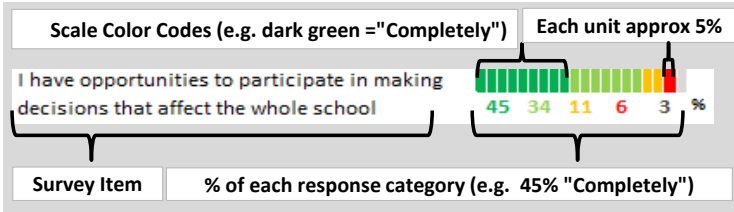


HOW TO READ THIS REPORT

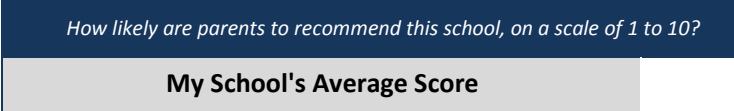


RESPONSE RATE



- Results not reported for schools with a response rate less than 30%.
- Response rate estimated by dividing the school's April 2016 enrollment by total number of children parents report having at the school.

SCHOOL RECOMMENDATION



SCHOOL COMMUNITY



How much do you agree with the following statements about your child's school ?

SCALE: ■ COMPLETELY ■ MOSTLY ■ A LITTLE ■ NOT AT ALL ■ NO RESPONSE

The office staff greets visitors warmly

The support staff (custodians, clerks, cafeteria staff, security) seem to care about the students

The school invites me to meetings and special school events

I know what the important issues are in the school

I have opportunities to participate in making decisions that affect the whole school community

PARENT-TEACHER PARTNERSHIP



How much do you agree with the following statements about your child's teacher ?

SCALE: ■ COMPLETELY ■ MOSTLY ■ A LITTLE ■ NOT AT ALL ■ NO RESPONSE

The teacher(s) respects me

I am comfortable sharing my concerns with this teacher(s)

My child will be more successful as an adult because of this teacher(s)

The teacher(s) let me know what they are working on in class

The teacher(s) contacts me personally to discuss my child (strengths, weaknesses, etc.)

The teacher(s) provides suggestions for how to support my child in school

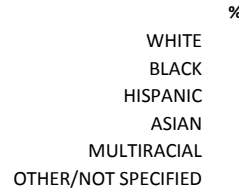
MEASURE SCORES

- Scores are calculated by aggregating the response items in that measure, giving more weight to those response items that are harder to agree with.
- Because schools are compared to other schools in the district, performance may be labeled "weak" despite having a majority of positive responses to individual items.

SCORE SCALE



SURVEYED PARENT RACE



SCHOOL SAFETY

How much do you agree with the following statements about your child's school?

SCALE: ■ COMPLETELY ■ MOSTLY ■ A LITTLE ■ NOT AT ALL ■ NO RESPONSE

My child is safe going to and from school

My child is safe at school

My child feels like they are part of a community at this school

My child's social and emotional needs are met at this school

Bullying is NOT a problem at this school

QUALITY OF FACILITIES



How would you rate the quality of the following facilities at your school?

SCALE: ■ EXCELLENT ■ SATISFACTORY ■ POOR ■ DON'T KNOW/DNA ■ NO RESPONSE

Your child's classroom

Access to technology

Gym

Food services/nutritious meals

Overall cleanliness of the school

ADDITIONAL ITEMS

How much do you agree with the following statements?

SCALE: ■ COMPLETELY ■ MOSTLY ■ A LITTLE ■ NOT AT ALL ■ NO RESPONSE

The school's policies and programs reflect the diversity of the families in the community

Students and parents are treated fairly regardless of social or cultural background

There are many different ways I can be involved with the school