

## Grover Cleveland Elementary School

3121 W Byron St Chicago, IL 60618  
(773) 534-5130 • <http://www.clevelandschool.org/>

### School Rating

**Overall Rating:** LEVEL 2 **Status:** NOT ON PROBATION

How does CPS rate this school? Is the school on probation? This school received a Level 2 rating, which is a middle rating at CPS. This rating is based on the school's score on the Performance Policy. The school is not on probation. To learn more, visit: <http://cps.edu/schoolprogressreports/>

**RATING KEY**

- LEVEL 1
- LEVEL 2
- LEVEL 3

### Student Growth & Attainment

**Student Growth:** ABOVE AVERAGE

Are students at this school making sufficient academic progress each year? Yes, average student growth at this school is above average compared to similar schools nationally. Student growth measures how much students learn in a year, so it is a very important measure of the school's quality. See the back page for growth by grade level.



**Student Attainment:** AVERAGE

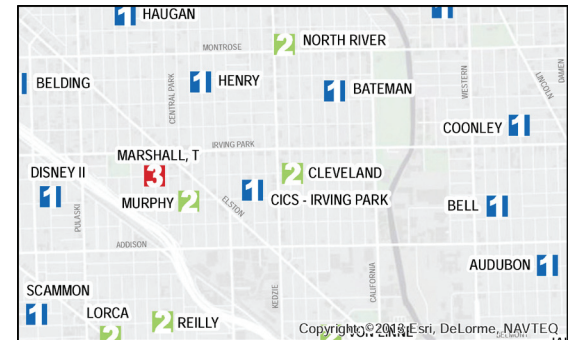
Are students at this school meeting grade level standards? Yes, average student attainment at this school is about average compared to schools nationally. Student attainment measures how well students score on standardized tests compared to national average performance. See the back page for attainment by grade level.



### Neighborhood Map

#### How are schools in the neighborhood doing?

This map shows how schools near Grover Cleveland Elementary School are performing. If you want to learn more about these or other schools, please visit [www.cps.edu/schools](http://www.cps.edu/schools)



**MAP KEY**

- LEVEL 1
- LEVEL 2
- LEVEL 3
- NOT ENOUGH DATA

### Culture & Climate

**School Culture and Climate:** MODERATELY ORGANIZED

Is this school organized for improvement? This school is "Moderately Organized for Improvement" which means that the school has both strengths and weaknesses in their culture and climate. Results are based on student and teacher responses to the My Voice, My School 5Essentials survey. For more information on this survey and other measures of school culture and climate visit <https://cps.5-essentials.org/2013/>

SURVEY RESPONSE RATE		
Respondent	Response Rate	CPS Average
Students	95.0%	77%
Teachers	93.3%	81%

### Certifications



#### Healthy Schools Certification

This school has not yet become Healthy Schools Certified. CPS supports schools in achieving the HealthierUS School Challenge (HUSSC) through LearnWELL, as HUSSC is a step for schools to complete along their LearnWELL trajectory. Learn more at [www.learnwellcps.org](http://www.learnwellcps.org)



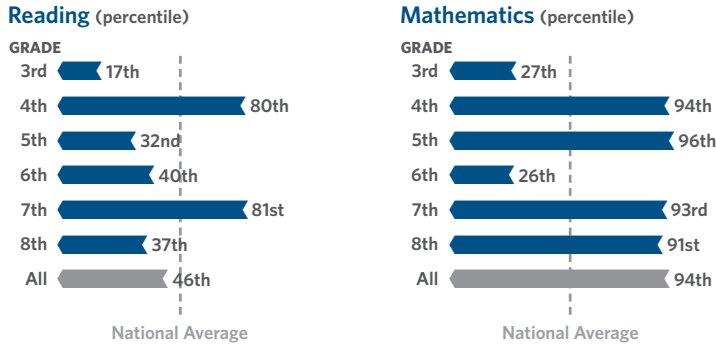
#### Creative Schools Certification

This school is Strong in the arts. It nearly meets the goals and priorities outlined in the CPS Arts Education Plan, including Staffing & Instruction, Partnerships, Community & Culture, and Budget & Planning. To learn more, visit: <http://www.cpsarts.org/creative-schools-certification/>

# Student Growth & Attainment Grade Level Results

## Student Growth: ABOVE AVERAGE


These charts show the national percentile of the school based on average student growth on the NWEA MAP® test between the fall and spring. The percentile is the school's national rank compared to schools that started with similar scores in the fall. A 50th percentile score means the school is at the national average of growth.



† To learn more about NWEA MAP®, visit [www.nwea.org](http://www.nwea.org)

## Student Attainment: AVERAGE

These charts show the national percentile of the school based on the average student score on the spring NWEA MAP® test. The percentile is the school's national rank. A 50th percentile score means the school is performing at the national average.



† To learn more about NWEA MAP®, visit [www.nwea.org](http://www.nwea.org)

# Culture & Climate Details

## School Culture and Climate: MODERATELY ORGANIZED

**5Essentials:** This is based on the *My Voice, My School* 5Essentials survey of teachers and 6th-12th grade students. To see the complete report for your school, visit: <https://cps.5-essentials.org/2013>

The 5Essentials from the <i>My Voice, My School</i> Survey	This School's Score
<b>Involved Families:</b> Does the school partner with families and communities?	NEUTRAL
<b>Supportive Environment:</b> Is the school safe and supportive with high expectations?	NEUTRAL
<b>Ambitious Instruction:</b> Is instruction focused, challenging and engaging?	NEUTRAL
<b>Effective Leaders:</b> Does leadership focus on results and school improvement?	NEUTRAL
<b>Collaborative Teachers:</b> Do teachers work well together and strive for excellence?	NEUTRAL

**Parent Survey Results:** To learn more, visit [www.cps.edu/parentsurvey](http://www.cps.edu/parentsurvey)

Questions from the <i>My Voice, My School</i> Survey	This School's Score
<b>School Community:</b> Do parents feel welcome and included in the school?	WEAK
<b>Parent-Teacher Partnership:</b> Do parents feel teachers partner with them to support student success?	NEUTRAL
<b>Quality of Facilities:</b> Do parents feel satisfied with the physical environment of their child's school?	NEUTRAL

**Safety:** Student views of safety

Measure from the <i>My Voice, My School</i> Survey	This School's Score
<b>Safety:</b> Do students feel safe and does the school support positive behavior?	NEUTRAL

**Behavior and Discipline:** How the school addresses student discipline

Metric	2012	2013	District Average
Number of suspensions per 100 students	5.3	4.2	13.0
Percent of misconducts resulting in suspension	59.0%	68.2%	51.1%
Average length of suspensions	1.8 days	1.8 days	2.2 days

**Other Important Metrics**

Metric	2012	2013	District Average
Student attendance	95.5%	94.6%	94.5%
Teacher attendance	97.1%	96.3%	95.0%
Grades 3 to 8 on-track for high school	--	69.8%	70.7%

### COLOR KEY

- Student Growth & Attainment**
- FAR ABOVE AVERAGE
  - ABOVE AVERAGE
  - AVERAGE
  - BELOW AVERAGE
  - FAR BELOW AVERAGE

- School Culture & Climate**
- WELL-ORGANIZED
  - ORGANIZED
  - MODERATELY ORGANIZED
  - PARTIALLY ORGANIZED
  - NOT YET ORGANIZED

- Survey Results**
- VERY STRONG
  - STRONG
  - NEUTRAL
  - WEAK
  - VERY WEAK