

## Pathways in Education - Humboldt Park HS

2421 W Division Chicago, IL 60622-2941

• cps.edu/schools • @ChiPubSchools

- Level 1+
- Level 1
- Level 2+
- Level 2
- Level 3

**Not Enough Data**

### School Quality Rating

This school does not have enough data for a rating according to the CPS School Quality Rating Policy (SQRP) at this time. To learn more, visit [cps.edu/sqrp](http://cps.edu/sqrp).


### Accountability Status: Good Standing

This school is in Good Standing, based on this and last year's SQRP ratings. This means that the Local School Council (LSC) will oversee this school's funding allocations and Continuous Improvement Work Plan (CIWP). More information is available at [cps.edu/LSC](http://cps.edu/LSC)

## Student Growth

NOT ENOUGH DATA


CPS does not have enough information about students' STAR test scores to determine a growth percentile for this school.



## Students Making Growth Targets

NOT ENOUGH DATA

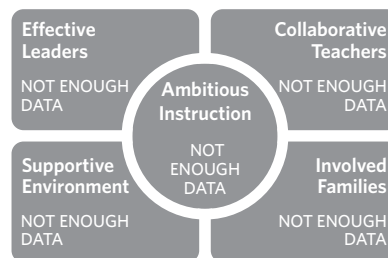
CPS does not have enough information about students' STAR test scores to determine growth for this school.



## School Culture & Climate

NOT ENOUGH DATA

This school does not have enough data for a report. This may be because not enough teachers and students responded or because there too few teachers or students in the school and thus we won't generate a report to protect their privacy. Results from the My Voice, My School 5Essentials surveys of students and teachers provide valuable information about a schools' culture and climate.



Teacher Participation Rate:  
N/A

Student Participation Rate:  
N/A

## Creative Schools



Certification not yet available; data from this school is still under review.

## Supportive Schools



This school has not submitted an action plan to support school climate and social & emotional learning (SEL).

## World Languages



**Languages offered at this school:** This school is not offering World Language courses as of SY 18-19.

This school did not have students who earned the State Seal of Bilingualism in SY 18-19.

## Early College and Career Programs

Early College and Career Programs allow students to earn college credit or career credentials while still in high school.



This school has no Early College and Career Programs at this time.

## Healthy Schools



Students learn better at healthy schools! This school does not have enough data yet to be rated for Healthy CPS.

## School Stats

School Type: ALOP - Options

Enrollment:

Grades Served:

ADA Accessibility Level: Unknown

## Demographics

- Black 0.0%
- Hispanic 0.0%
- White 0.0%
- Asian 0.0%
- Multi/Other 0.0%

0.0%	0.0%	0.0%
English Learners	Economically Disadvantaged	Diverse Learners

## Neighborhood Map

This map shows the location of this Options school. An interactive version of this map, the School Locator, is available at [cps.edu/schools](https://cps.edu/schools).

- LEVEL 1+
- LEVEL 1
- LEVEL 2+
- LEVEL 2
- LEVEL 3
- NOT ENOUGH DATA

## Attendance

N/A	N/A	N/A
2017	2018	2019

### Growth in Attendance

The percent of students with at least 90% attendance or have improved by at least 3 percentage points

N/A	N/A
2018	2019

### Suspension Practices

The percent of students who received one or more out-of-school suspensions

N/A	N/A
2018	2019

## Stabilization Rate

The percent of students who remain enrolled, completed the program, graduated or transferred

N/A	N/A	N/A
2017	2018	2019

### Students Passing All of Their Classes

N/A	N/A
2018	2019

### One-Year Graduation Rate

N/A	N/A
2018	2019

## Parent Survey

School Community	NOT ENOUGH DATA
Parent-Teacher Partnership	NOT ENOUGH DATA
Quality of Facilities	NOT ENOUGH DATA
Response Rate:	< 25%

## Teachers

- N/A Teachers that are National Board Certified
- N/A Teachers that are returning from last year
- N/A Teacher attendance

