

Instituto - Justice Lozano

2570 S Blue Island Ave Chicago, IL 60608-4817
(773)890-8060 • <https://ijla.org> • @ChiPubSchools

- Level 1+
- Level 1
- Level 2+
- Level 2
- Level 3
- Not Enough Data

School Quality Rating

This school received a Level 2+ rating based on the CPS School Quality Rating Policy (SQRP). More information about what this rating means and how it is calculated is available at cps.edu/sqrp.

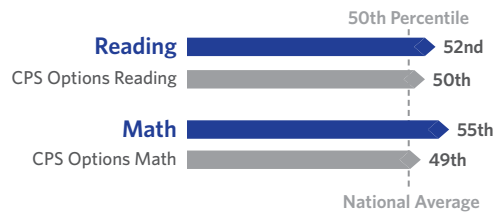
Accountability Status: Not Applicable

This school does not receive an official accountability status because its performance measures are determined by its contract with the Chicago Board of Education.

Student Growth

ABOVE
AVERAGE

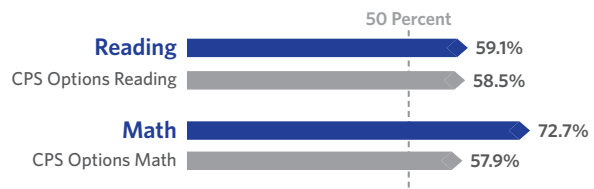
Student Growth measures the change in STAR test scores between two points in time: either fall to spring, winter to spring, or fall to winter depending on available test scores. The growth at this school is above average, which means the students at this school generally showed higher growth than students nationally with the same pretest scores.



Students Making Growth Targets

FAR ABOVE
AVERAGE

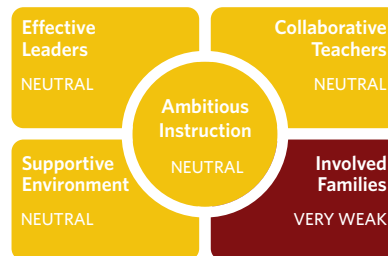
Students Making Growth Targets is the percent of students who reached the 40th percentile growth on STAR. This school has a very high number of students reaching this level of growth.



School Culture & Climate

PARTIALLY
ORGANIZED

This school is "Partially Organized for Improvement" which means that the school's culture and climate has a few strengths, but also has several weaknesses. Results are based on student and teacher responses to the My Voice, My School 5Essentials survey. For more information on this survey and additional measures of school culture and climate visit <https://www.5-essentials.org/cps/5e/2019/>.



Teacher Participation Rate:
99.9%

Student Participation Rate:
72.9%

Creative Schools



Certification not yet available; data from this school is still under review.

Supportive Schools



This school has developed an action plan to support social and emotional learning (SEL). Leaders and staff have assessed their school climate, and they are beginning to adopt best practices to support SEL for all students.

World Languages



Languages offered at this school: This school is not offering World Language courses as of SY 18-19.

This school did not have students who earned the State Seal of Bilingualism in SY 18-19.

Early College and Career Programs

Early College and Career Programs allow students to earn college credit or career credentials while still in high school.



This school has no Early College and Career Programs at this time.

Healthy Schools



Students learn better at healthy schools! This charter school opted not to participate in the Healthy CPS Initiative and does not receive a rating from the District. Charter schools are still required to follow non-instructional health related policies.

School Stats

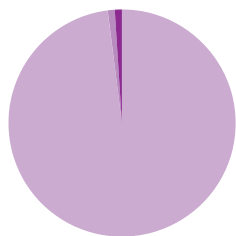
School Type: Charter - Options

Enrollment: 91

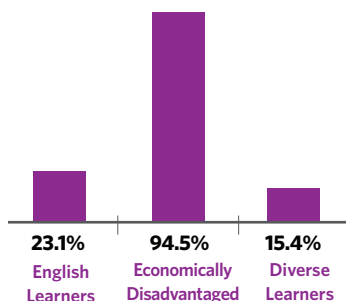
Grades Served: 9-12

ADA Accessibility Level: Unknown

Demographics



- Black 0.0%
- Hispanic 97.8%
- White 1.1%
- Asian 0.0%
- Multi/Other 1.1%



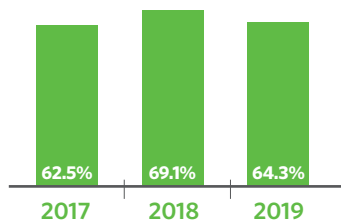
Neighborhood Map



This map shows the location of this Options school. An interactive version of this map, the School Locator, is available at cps.edu/schools.

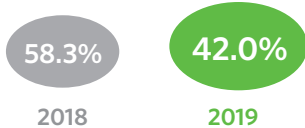
- LEVEL 1+
- LEVEL 1
- LEVEL 2+
- LEVEL 2
- LEVEL 3
- NOT ENOUGH DATA

Attendance



Growth in Attendance

The percent of students with at least 90% attendance or have improved by at least 3 percentage points



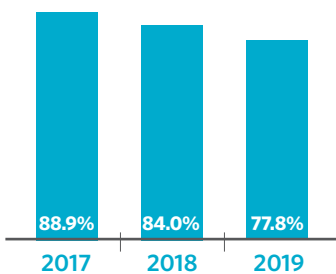
Suspension Practices

The percent of students who received one or more out-of-school suspensions

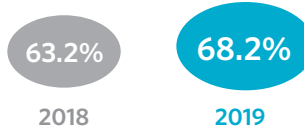


Stabilization Rate

The percent of students who remain enrolled, completed the program, graduated or transferred



Students Passing All of Their Classes



One-Year Graduation Rate



Parent Survey

- School Community
NOT ENOUGH DATA
- Parent-Teacher Partnership
NOT ENOUGH DATA
- Quality of Facilities
NOT ENOUGH DATA
- Response Rate: < 25%

Teachers

- N/A Teachers that are National Board Certified
- N/A Teachers that are returning from last year
- N/A Teacher attendance

