

## Hyman G Rickover Naval Academy High School

5700 W Berneau Ave Chicago, IL 60634-1717  
 (773)534-2890 • <http://www.rickovernaval.org> • @ChiPubSchools

- Level 1+
- Level 1**
- Level 2+
- Level 2
- Level 3
- Not Enough Data

### School Quality Rating

This school received a Level 1 rating based on the CPS School Quality Rating Policy (SQRP). More information about what this rating means and how it is calculated is available at [cps.edu/sqrp](http://cps.edu/sqrp).


### Accountability Status: Good Standing

This school is in Good Standing, based on this and last year's SQRP ratings. This means that the Local School Council (LSC) will oversee this school's funding allocations and Continuous Improvement Work Plan (CIWP). More information is available at [cps.edu/LSC](http://cps.edu/LSC)

## Student Growth



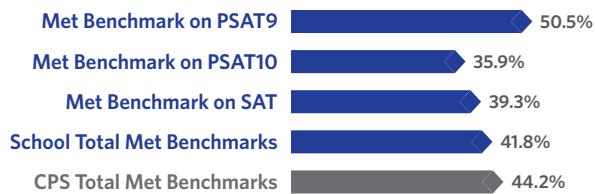
Student Growth at this school was average, which means that students' actual 2019 PSAT and SAT composite scores were close to their expected PSAT and SAT composite scores.



## Student Attainment



Student Attainment at this school met expectations, which means around half of students met college readiness benchmarks on their grade-appropriate PSAT or SAT assessment in Spring 2019.



## School Culture & Climate



This school is "Well-Organized for Improvement" which means that the school has a very strong culture and climate, suggesting the school is set up for success. Results are based on student and teacher responses to the My Voice, My School 5Essentials survey. For more information on this survey and additional measures of school culture and climate, visit <https://www.5-essentials.org/cps/5e/2019/>.



Teacher Participation Rate:  
**72.7%**

Student Participation Rate:  
**87.8%**

## Creative Schools



Certification not yet available; data from this school is still under review.

## Supportive Schools



This school has developed an action plan to support social and emotional learning (SEL). Leaders and staff have assessed their school climate, and they are beginning to adopt best practices to support SEL for all students.

## World Languages



Languages offered at this school: French, Spanish

This school had students who earned the State Seal of Bilingualism in SY 18-19.

## Early College and Career Programs

Early College and Career Programs allow students to earn college credit or career credentials while still in high school.



## Healthy Schools



Students learn better at healthy schools! This school achieved Healthy CPS and demonstrates a commitment to a healthy learning environment. Schools must earn 90% of all criteria to become Healthy CPS. Learn more by visiting [www.cps.edu/healthycps](http://www.cps.edu/healthycps).

## School Stats

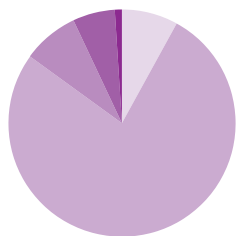
School Type: District - Traditional

Enrollment: 458

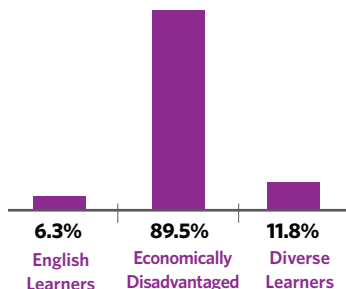
Grades Served: 9-12

ADA Accessibility Level: Unknown

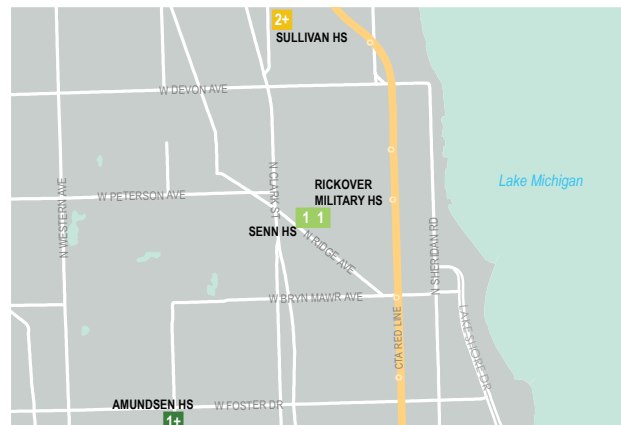
## Demographics



- Black 7.6%
- Hispanic 76.9%
- White 8.3%
- Asian 6.1%
- Multi/Other 1.1%



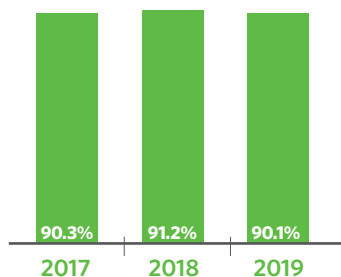
## Neighborhood Map



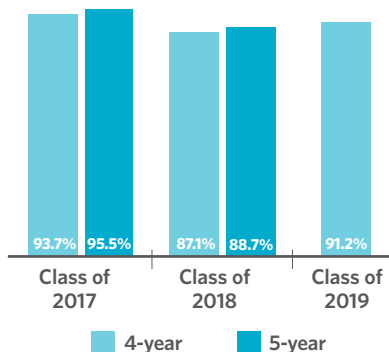
This map shows nearby schools and their SQRP ratings based on their performance in the 2018-19 school year. An interactive version of this map, the School Locator, is available at [cps.edu/schools](http://cps.edu/schools).

- LEVEL 1+
- LEVEL 1
- LEVEL 2+
- LEVEL 2
- LEVEL 3
- NOT ENOUGH DATA

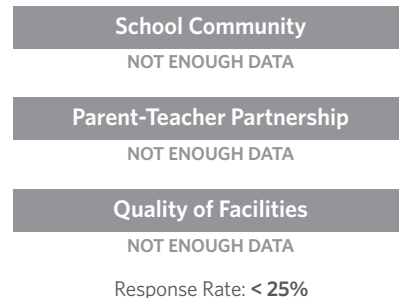
## Attendance



## Graduation Rate



## Parent Survey



## Freshmen On Track


The percent of freshmen who earned five or more credits without failing more than one semester core class



## College Enrollment of Graduates



## Teachers



## School Connectedness

Students' reported sense of membership in the school community on the 5Essentials survey



## Early College and Career Credential Attainment



## Suspension Practices

The percent of students who received one or more out-of-school suspensions



## One-Year Dropout Rate

