

Ray Graham Training Center High School

2347 S Wabash Ave Chicago, IL 60616

(773)534-9257 • <https://raygrahamtrainingcenterhs.com> • @ChiPubSchools



Not Enough Data

School Quality Rating

This school does not have enough data for a rating according to the CPS School Quality Rating Policy (SQRP) at this time. To learn more, visit cps.edu/sqrp.

Accountability Status: Good Standing

This school is in Good Standing, based on this and last year's SQRP ratings. This means that the Local School Council (LSC) will oversee this school's funding allocations and Continuous Improvement Work Plan (CIWP). More information is available at cps.edu/LSC

Student Growth



CPS does not have enough information about students' SAT test scores to determine growth for this school.

PSAT 9 Cohort Growth ▶ N/A
PSAT 10 Annual Growth - Reading ▶ N/A
PSAT 10 Annual Growth - Math ▶ N/A
SAT Annual Growth - Reading ▶ N/A
SAT Annual Growth - Math ▶ N/A
SAT Cohort Growth ▶ N/A



Student Attainment



CPS does not have enough information about students' SAT test scores to determine attainment for this school.

Met Benchmark on PSAT9 ▶ N/A
Met Benchmark on PSAT10 ▶ N/A
Met Benchmark on SAT ▶ N/A
School Total Met Benchmarks ▶ N/A

CPS Total Met Benchmarks ▶ 44.2%

School Culture & Climate



This school is "Well-Organized for Improvement" which means that the school has a very strong culture and climate, suggesting the school is set up for success. Results are based on student and teacher responses to the My Voice, My School 5Essentials survey. For more information on this survey and additional measures of school culture and climate, visit <https://www.5-essentials.org/cps/5e/2019/>.



Teacher Participation Rate:
60.5%

Student Participation Rate:
58.9%

Creative Schools



Certification not yet available; data from this school is still under review.

Supportive Schools



This school has put in place systems and structures to support social and emotional learning (SEL). This may include SEL action plans, ongoing training for teachers and staff, partnerships with community organizations, time for SEL in the master schedule, and/or targeted and intensive SEL services.

World Languages



Languages offered at this school: American Sign Language

This school did not have students who earned the State Seal of Bilingualism in SY 18-19.

Early College and Career Programs

Early College and Career Programs allow students to earn college credit or career credentials while still in high school.



Healthy Schools



Students learn better at healthy schools! This school is working towards achieving Healthy CPS. Schools must earn 90% of all criteria to become Healthy CPS. Learn more by visiting www.cps.edu/healthycps.

School Stats

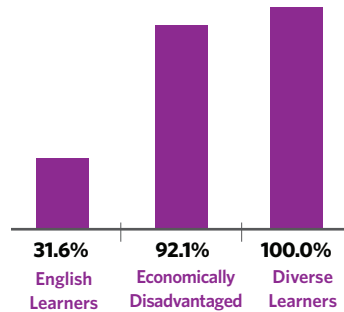
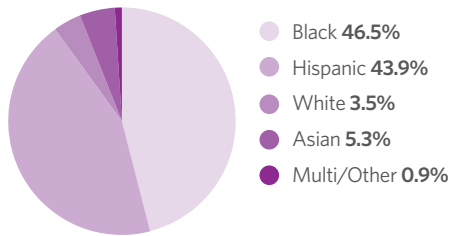
School Type: District - Specialty

Enrollment: 114

Grades Served: 9-12

ADA Accessibility Level: Inaccessible

Demographics



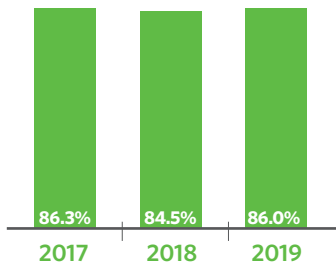
Neighborhood Map



This map shows nearby schools and their SQR ratings based on their performance in the 2018-19 school year. An interactive version of this map, the School Locator, is available at cps.edu/schools.



Attendance



Freshmen On Track

The percent of freshmen who earned five or more credits without failing more than one semester core class



School Connectedness

Students' reported sense of membership in the school community on the 5Essentials survey




Suspension Practices

The percent of students who received one or more out-of-school suspensions



Graduation Rate



College Enrollment of Graduates



Early College and Career Credential Attainment



One-Year Dropout Rate



Parent Survey

School Community

VERY STRONG

Parent-Teacher Partnership

VERY STRONG

Quality of Facilities

VERY STRONG

Response Rate: 47%

Teachers

0.0% Teachers that are National Board Certified

94.4% Teachers that are returning from last year

93.1% Teacher attendance

