

## George Washington High School

3535 E 114th St Chicago, IL 60617  
 (773)535-5725 • <https://www.gwashingtonhs.org> • @ChiPubSchools



### School Quality Rating

This school received a Level 2+ rating based on the CPS School Quality Rating Policy (SQRP). More information about what this rating means and how it is calculated is available at [cps.edu/sqrp](https://cps.edu/sqrp).

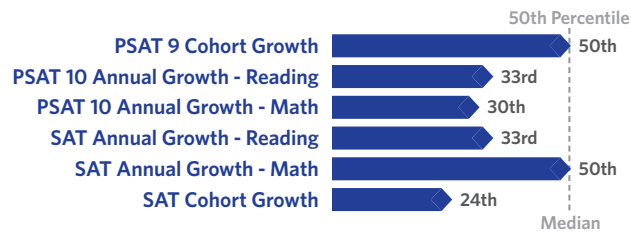
### Accountability Status: Good Standing

This school is in Good Standing, based on this and last year's SQRP ratings. This means that the Local School Council (LSC) will oversee this school's funding allocations and Continuous Improvement Work Plan (CIWP). More information is available at [cps.edu/LSC](https://cps.edu/LSC)

## Student Growth



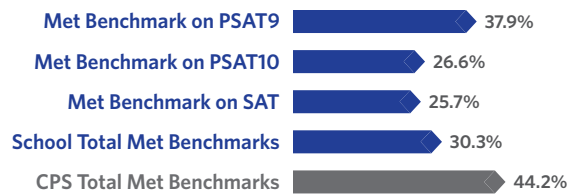
Student Growth at this school was below average, which means that students' actual 2019 PSAT and SAT composite scores were lower than their expected PSAT and SAT composite scores.



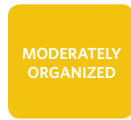
## Student Attainment



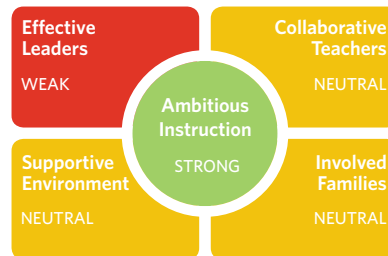
Student Attainment at this school was below expectations, which means some students met college readiness benchmarks on their grade-appropriate PSAT or SAT assessment in Spring 2019.



## School Culture & Climate



This school is "Moderately Organized for Improvement" which means that the school has both strengths and weaknesses in their culture and climate. Results are based on student and teacher responses to the My Voice, My School 5Essentials survey. For more information on this survey and additional measures of school culture and climate visit <https://www.5-essentials.org/cps/5e/2019/>.



Teacher Participation Rate:  
**69.3%**

Student Participation Rate:  
**89.4%**

## Creative Schools



Certification not yet available; data from this school is still under review.

## Supportive Schools



This school has put in place systems and structures to support social and emotional learning (SEL). This may include SEL action plans, ongoing training for teachers and staff, partnerships with community organizations, time for SEL in the master schedule, and/or targeted and intensive SEL services.

## World Languages



**Languages offered at this school:** American Sign Language, Spanish

This school had students who earned the State Seal of Biliteracy in SY 18-19.

## Early College and Career Programs

Early College and Career Programs allow students to earn college credit or career credentials while still in high school.



## Healthy Schools



Students learn better at healthy schools! This school is working towards achieving Healthy CPS. Schools must earn 90% of all criteria to become Healthy CPS. Learn more by visiting [www.cps.edu/healthycps](https://www.cps.edu/healthycps).

## School Stats

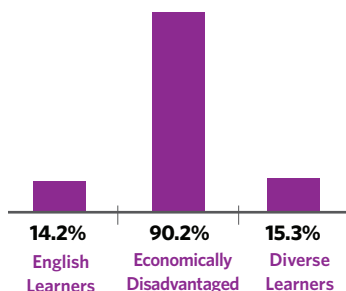
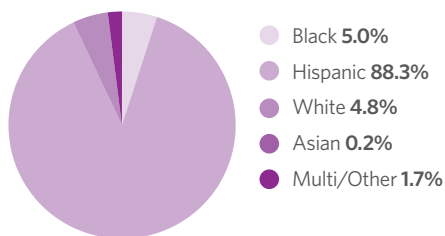
School Type: District - Traditional

Enrollment: 1,445

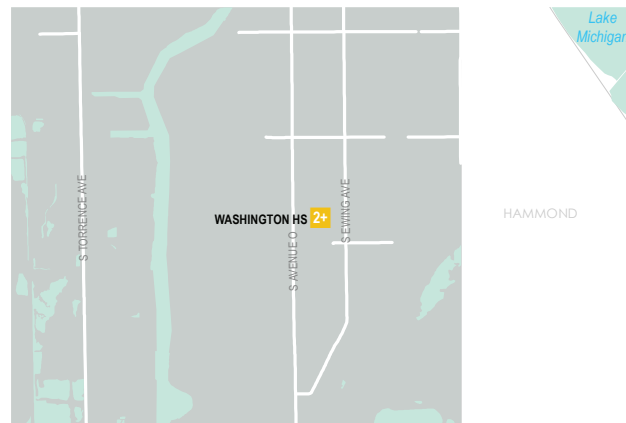
Grades Served: 9-12

ADA Accessibility Level: Usable

## Demographics



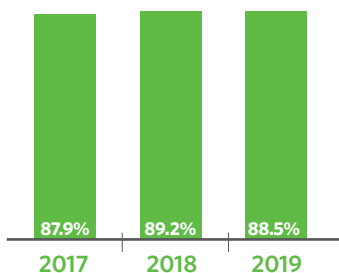
## Neighborhood Map



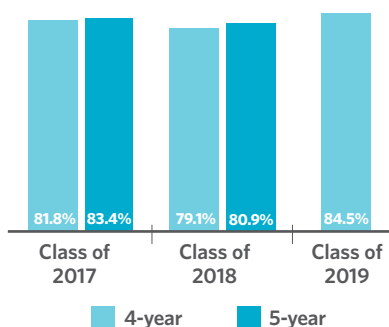
This map shows nearby schools and their SQRP ratings based on their performance in the 2018-19 school year. An interactive version of this map, the School Locator, is available at [cps.edu/schools](http://cps.edu/schools).



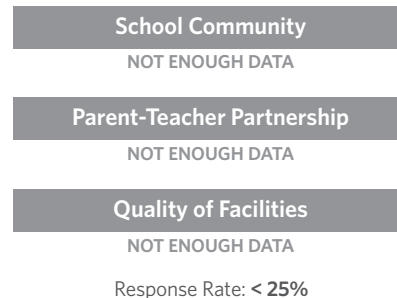
## Attendance



## Graduation Rate



## Parent Survey



## Freshmen On Track


The percent of freshmen who earned five or more credits without failing more than one semester core class



## College Enrollment of Graduates



## Teachers



## School Connectedness

Students' reported sense of membership in the school community on the 5Essentials survey



## Early College and Career Credential Attainment



## Suspension Practices

The percent of students who received one or more out-of-school suspensions



## One-Year Dropout Rate

