

ASPIRA Business and Finance

2989 N Milwaukee Ave Chicago, IL 60618-7347
(773)252-0970 • <https://abfhs.aspirail.org> • @ChiPubSchools



School Quality Rating

This school received a Level 2+ rating based on the CPS School Quality Rating Policy (SQRP). More information about what this rating means and how it is calculated is available at cps.edu/sqrp.


Accountability Status: Not Applicable

This school does not receive an official accountability status because its performance measures are determined by its contract with the Chicago Board of Education.

Student Growth



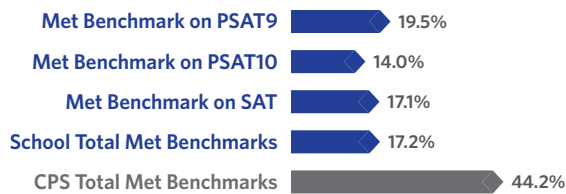
Student Growth at this school was average, which means that students' actual 2019 PSAT and SAT composite scores were close to their expected PSAT and SAT composite scores.



Student Attainment



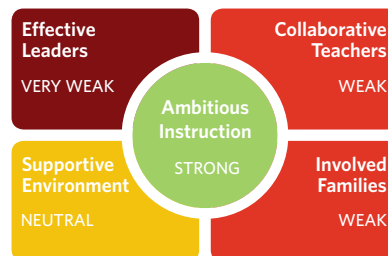
Student Attainment at this school was far below expectations, which means few students met college readiness benchmarks on their grade-appropriate PSAT or SAT assessment in Spring 2019.



School Culture & Climate



This school is "Partially Organized for Improvement" which means that the school's culture and climate has a few strengths, but also has several weaknesses. Results are based on student and teacher responses to the My Voice, My School 5Essentials survey. For more information on this survey and additional measures of school culture and climate visit <https://www.5-essentials.org/cps/5e/2019/>.



Teacher Participation Rate:
55.0%

Student Participation Rate:
80.5%

Creative Schools



Certification not yet available; data from this school is still under review.

Supportive Schools



This school has not submitted an action plan to support school climate and social & emotional learning (SEL).

World Languages



Languages offered at this school: This school is not offering World Language courses as of SY 18-19.

This school had students who earned the State Seal of Biliteracy in SY 18-19.

Early College and Career Programs

Early College and Career Programs allow students to earn college credit or career credentials while still in high school.



Healthy Schools



Students learn better at healthy schools! This school is working towards achieving Healthy CPS. Schools must earn 90% of all criteria to become Healthy CPS. Learn more by visiting www.cps.edu/healthycps.

School Stats

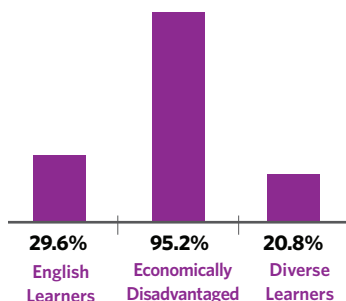
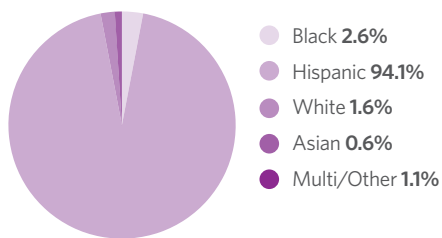
School Type: Charter - Traditional

Enrollment: 645

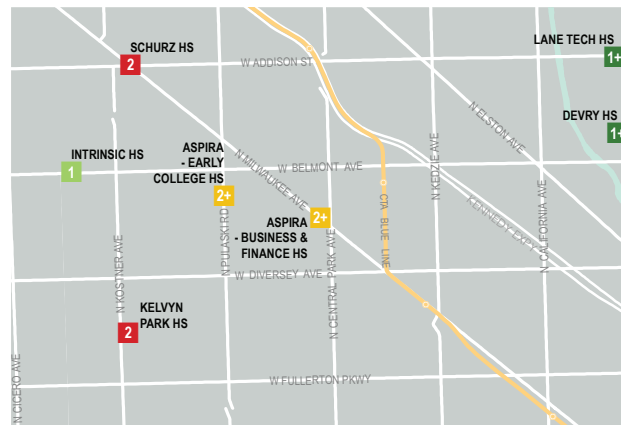
Grades Served: 9-12

ADA Accessibility Level: Unknown

Demographics



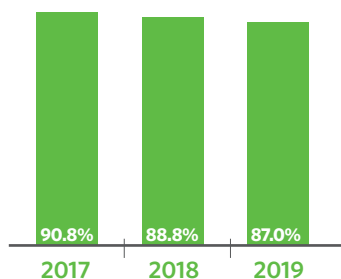
Neighborhood Map



This map shows nearby schools and their SQRP ratings based on their performance in the 2018-19 school year. An interactive version of this map, the School Locator, is available at cps.edu/schools.



Attendance



Freshmen On Track

The percent of freshmen who earned five or more credits without failing more than one semester core class



School Connectedness

Students' reported sense of membership in the school community on the 5Essentials survey

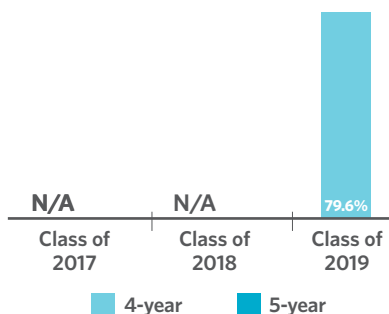


Suspension Practices

The percent of students who received one or more out-of-school suspensions



Graduation Rate



College Enrollment of Graduates



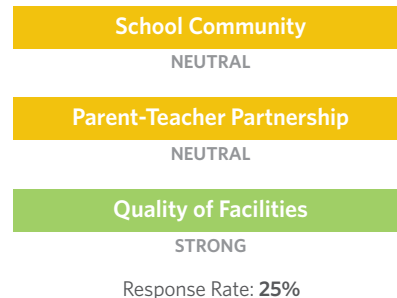
Early College and Career Credential Attainment



One-Year Dropout Rate



Parent Survey



Teachers

