

## Urban Prep Academy for Young Men - Englewood

6201 S Stewart Ave Chicago, IL 60621  
 (773)535-9724 • <https://urbanprep.org> • @ChiPubSchools



### School Quality Rating

This school received a Level 2 rating based on the CPS School Quality Rating Policy (SQRP). More information about what this rating means and how it is calculated is available at [cps.edu/sqrp](https://cps.edu/sqrp).


### Accountability Status: Not Applicable

This school does not receive an official accountability status because its performance measures are determined by its contract with the Chicago Board of Education.

## Student Growth



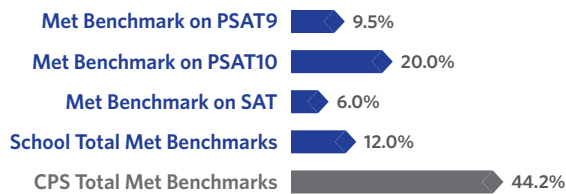
Student Growth at this school was below average, which means that students' actual 2019 PSAT and SAT composite scores were lower than their expected PSAT and SAT composite scores.



## Student Attainment



Student Attainment at this school was far below expectations, which means few students met college readiness benchmarks on their grade-appropriate PSAT or SAT assessment in Spring 2019.



## School Culture & Climate



This school is "Well-Organized for Improvement" which means that the school has a very strong culture and climate, suggesting the school is set up for success. Results are based on student and teacher responses to the My Voice, My School 5Essentials survey. For more information on this survey and additional measures of school culture and climate, visit <https://www.5-essentials.org/cps/5e/2019/>.



Teacher Participation Rate:  
99.9%

Student Participation Rate:  
91.2%

## Creative Schools



Certification not yet available; data from this school is still under review.

## Supportive Schools



This school has developed an action plan to support social and emotional learning (SEL). Leaders and staff have assessed their school climate, and they are beginning to adopt best practices to support SEL for all students.

## World Languages



**Languages offered at this school:** This school is not offering World Language courses as of SY 18-19.

This school did not have students who earned the State Seal of Biliteracy in SY 18-19.

## Early College and Career Programs

Early College and Career Programs allow students to earn college credit or career credentials while still in high school.



## Healthy Schools



Students learn better at healthy schools! This school is working towards achieving Healthy CPS. Schools must earn 90% of all criteria to become Healthy CPS. Learn more by visiting [www.cps.edu/healthycps](https://www.cps.edu/healthycps).

## School Stats

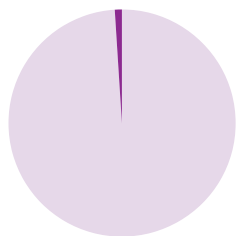
School Type: Charter - Traditional

Enrollment: 260

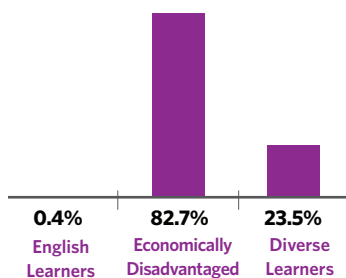
Grades Served: 9-12

ADA Accessibility Level: First Floor Usable

## Demographics



- Black 99.2%
- Hispanic 0.4%
- White 0.0%
- Asian 0.0%
- Multi/Other 0.4%



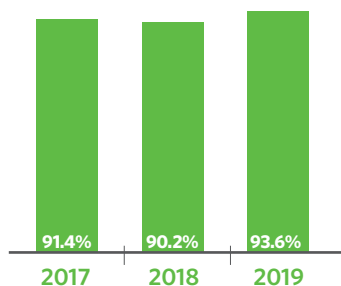
## Neighborhood Map



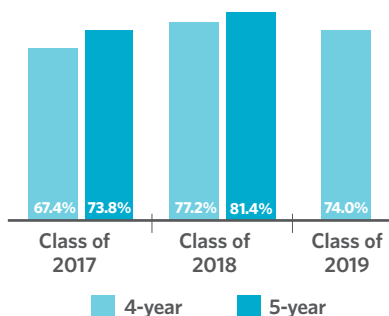
This map shows nearby schools and their SQRP ratings based on their performance in the 2018-19 school year. An interactive version of this map, the School Locator, is available at [cps.edu/schools](http://cps.edu/schools).

- LEVEL 1+
- LEVEL 1
- LEVEL 2+
- LEVEL 2
- LEVEL 3
- NOT ENOUGH DATA

## Attendance



## Graduation Rate



## Parent Survey

- School Community  
NOT ENOUGH DATA
  - Parent-Teacher Partnership  
NOT ENOUGH DATA
  - Quality of Facilities  
NOT ENOUGH DATA
- Response Rate: < 25%

## Freshmen On Track

The percent of freshmen who earned five or more credits without failing more than one semester core class



## College Enrollment of Graduates



## Teachers

- N/A Teachers that are National Board Certified
- N/A Teachers that are returning from last year
- N/A Teacher attendance

## School Connectedness

Students' reported sense of membership in the school community on the 5Essentials survey



## Early College and Career Credential Attainment



## Suspension Practices

The percent of students who received one or more out-of-school suspensions



## One-Year Dropout Rate

