

Acero Charter Schools - Major Hector P. Garcia MD

4248 W 47th St Chicago, IL 60632

(773)579-3480 • <http://hg.aceroschools.org> • @ChiPubSchools



School Quality Rating

This school received a Level 1 rating based on the CPS School Quality Rating Policy (SQRP). More information about what this rating means and how it is calculated is available at cps.edu/sqrp.


Accountability Status: Not Applicable

This school does not receive an official accountability status because its performance measures are determined by its contract with the Chicago Board of Education.

Student Growth

AVERAGE

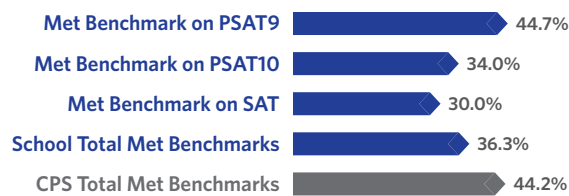
Student Growth at this school was average, which means that students' actual 2019 PSAT and SAT composite scores were close to their expected PSAT and SAT composite scores.



Student Attainment

BELOW EXPECTATIONS

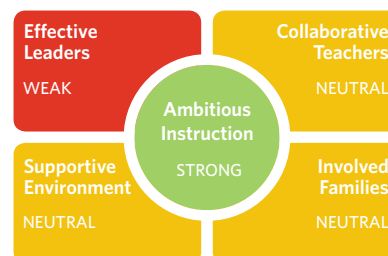
Student Attainment at this school was below expectations, which means some students met college readiness benchmarks on their grade-appropriate PSAT or SAT assessment in Spring 2019.



School Culture & Climate

MODERATELY ORGANIZED

This school is "Moderately Organized for Improvement" which means that the school has both strengths and weaknesses in their culture and climate. Results are based on student and teacher responses to the My Voice, My School 5Essentials survey. For more information on this survey and additional measures of school culture and climate visit <https://www.5-essentials.org/cps/5e/2019/>.



Teacher Participation Rate:
83.0%

Student Participation Rate:
53.9%

Creative Schools



Certification not yet available; data from this school is still under review.

Supportive Schools



This school has not submitted an action plan to support school climate and social & emotional learning (SEL).

World Languages



Languages offered at this school: This school is not offering World Language courses as of SY 18-19.

This school had students who earned the State Seal of Biliteracy in SY 18-19.

Early College and Career Programs

Early College and Career Programs allow students to earn college credit or career credentials while still in high school.



Healthy Schools



Students learn better at healthy schools! This charter school opted not to participate in the Healthy CPS Initiative and does not receive a rating from the District. Charter schools are still required to follow non-instructional health related policies.

School Stats

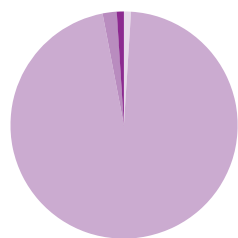
School Type: Charter - Traditional

Enrollment: 625

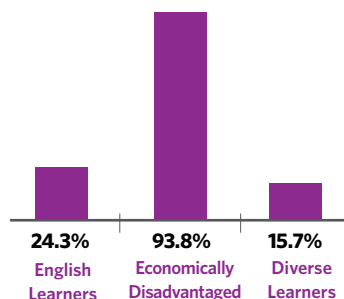
Grades Served: 9-12

ADA Accessibility Level: Unknown

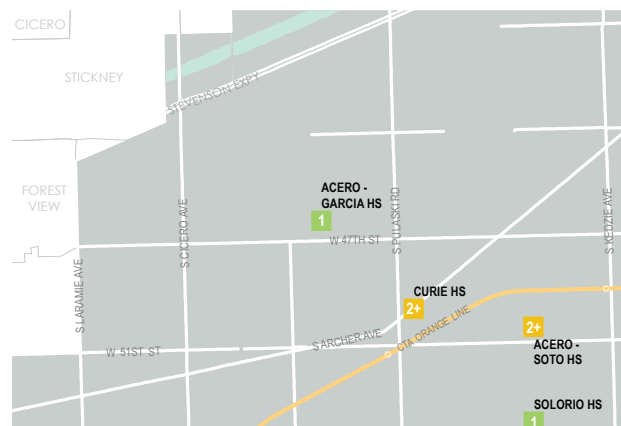
Demographics



Black 1.0%
Hispanic 96.5%
White 1.8%
Asian 0.3%
Multi/Other 0.5%



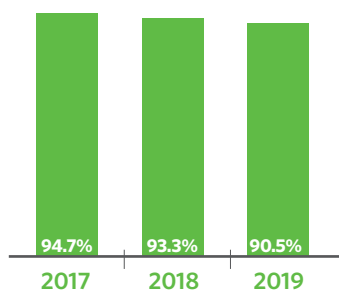
Neighborhood Map



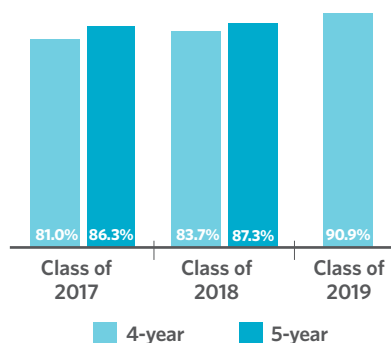
This map shows nearby schools and their SQRP ratings based on their performance in the 2018-19 school year. An interactive version of this map, the School Locator, is available at cps.edu/schools.

LEVEL 1+
LEVEL 1
LEVEL 2+
LEVEL 2
LEVEL 3
NOT ENOUGH DATA

Attendance



Graduation Rate



Parent Survey

School Community

NOT ENOUGH DATA

Parent-Teacher Partnership

NOT ENOUGH DATA

Quality of Facilities

NOT ENOUGH DATA

Response Rate: < 25%

Freshmen On Track

The percent of freshmen who earned five or more credits without failing more than one semester core class

89.5%

2018

92.9%

2019

College Enrollment of Graduates

71.4%

2018

64.2%

2019

Teachers

N/A

Teachers that are National Board Certified

N/A

Teachers that are returning from last year

N/A

Teacher attendance

School Connectedness

Students' reported sense of membership in the school community on the 5Essentials survey

NEUTRAL

2018

WEAK

2019

Early College and Career Credential Attainment

40.4%

2018

36.3%

2019

Suspension Practices

The percent of students who received one or more out-of-school suspensions

N/A

2018

N/A

2019

One-Year Dropout Rate

1.4%

2018

0.5%

2019

