

## Mount Vernon Elementary School

10540 S Morgan St Chicago, IL 60643  
 (773)535-2825 • <https://mtvernon.cps.edu> • @ChiPubSchools

- Level 1+
- Level 1**
- Level 2+
- Level 2
- Level 3
- Not Enough Data

### School Quality Rating

This school received a Level 1 rating based on the CPS School Quality Rating Policy (SQRP). More information about what this rating means and how it is calculated is available at [cps.edu/sqrp](https://cps.edu/sqrp).

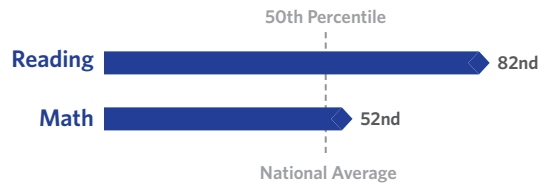
### Accountability Status: Good Standing

This school is in Good Standing, based on this and last year's SQRP ratings. This means that the Local School Council (LSC) will oversee this school's funding allocations and Continuous Improvement Work Plan (CIWP). More information is available at [cps.edu/LSC](https://cps.edu/LSC)

## Student Growth

**ABOVE AVERAGE**

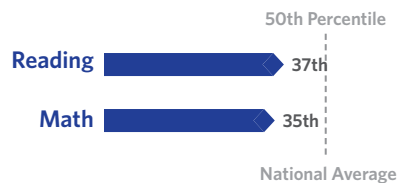
Student Growth at this school was above average, which means the change in NWEA test scores between Spring 2018 and Spring 2019 was greater at this school than at other schools nationally with the same pretest score.



## Student Attainment

**BELOW AVERAGE**

Student Attainment at this school was below average, which means NWEA test scores in Spring 2019 were lower than the national average score



## School Culture & Climate

**WELL ORGANIZED**

This school is "Well-Organized for Improvement" which means that the school has a very strong culture and climate, suggesting the school is set up for success. Results are based on student and teacher responses to the My Voice, My School 5Essentials survey. For more information on this survey and additional measures of school culture and climate, visit <https://www.5-essentials.org/cps/5e/2019/>.



**Teacher Participation Rate:**  
86.4%

**Student Participation Rate:**  
99.9%

## Early Education Award



This school's preschool program has earned a Gold Circle of Quality award from the statewide quality rating system, meeting and exceeding the highest quality of standards for early learning programs. For more information, visit [excelserateillinois.com](https://excelserateillinois.com).

## Healthy Schools



Students learn better at healthy schools! This school achieved Healthy CPS and demonstrates a commitment to a healthy learning environment. Schools must earn 90% of all criteria to become Healthy CPS. Learn more by visiting [www.cps.edu/healthycps](https://www.cps.edu/healthycps).

## Creative Schools



Certification not yet available; data from this school is still under review.

## Supportive Schools



This school has strong commitment and robust systems to support social and emotional learning (SEL). Documents, observations, and interviews demonstrate that SEL is a core part of students' experience and the learning environment meets CPS School Climate Standards.

## School Stats

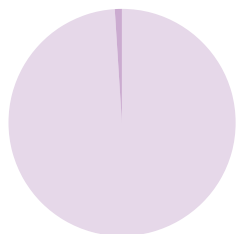
School Type: District - Traditional

Enrollment: 246

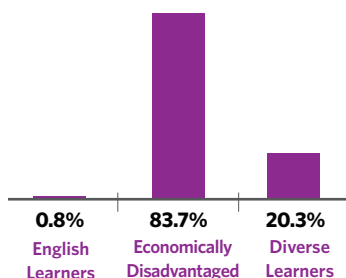
Grades Served: PK-8

ADA Accessibility Level: Usable

## Demographics



- Black 99.2%
- Hispanic 0.8%
- White 0.0%
- Asian 0.0%
- Multi/Other 0.0%



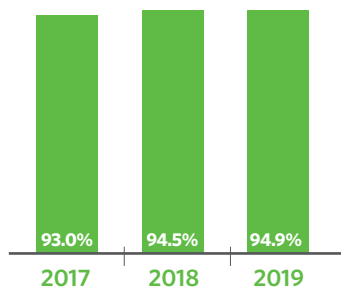
## Neighborhood Map



This map shows nearby schools and their SQRP ratings based on their performance in the 2018-19 school year. An interactive version of this map, the School Locator, is available at [cps.edu/schools](http://cps.edu/schools).

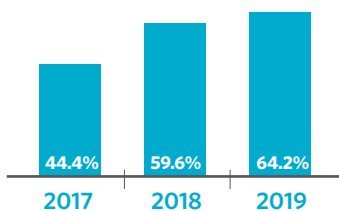
- LEVEL 1+
- LEVEL 1
- LEVEL 2+
- LEVEL 2
- LEVEL 3
- NOT ENOUGH DATA

## Attendance

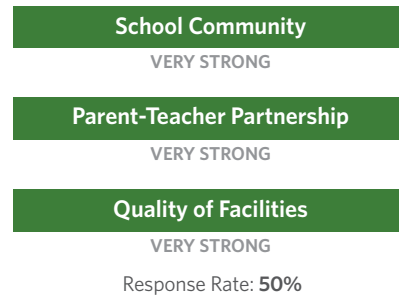


## Grades 3-8 On Track

The percent of students in grades 3-8 who have an attendance rate of 95% or greater and earned a C or higher in reading and math



## Parent Survey



## School Connectedness

Students' reported sense of membership in the school community on the 5Essentials survey




## English Learners

The percent of students meeting annual growth targets



## Teachers



## Classroom Rigor

Students' perception of rigor in the classroom



## Suspension Practices

The percent of students who received one or more out-of-school suspensions

