

Acero Charter Schools - Carlos Fuentes

2845 W Barry Ave Chicago, IL 60618
 (773)279-9826 • <http://cf.aceroschools.org> • @ChiPubSchools



School Quality Rating

This school received a Level 1 rating based on the CPS School Quality Rating Policy (SQRP). More information about what this rating means and how it is calculated is available at cps.edu/sqrp.

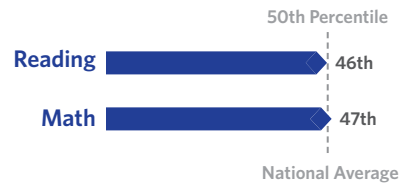
Accountability Status: Not Applicable

This school does not receive an official accountability status because its performance measures are determined by its contract with the Chicago Board of Education.

Student Growth



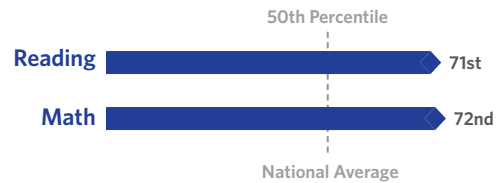
Student Growth at this school was average, which means the change in NWEA test scores between Spring 2018 and Spring 2019 was about the same at this school as at other schools nationally with the same pretest score.



Student Attainment



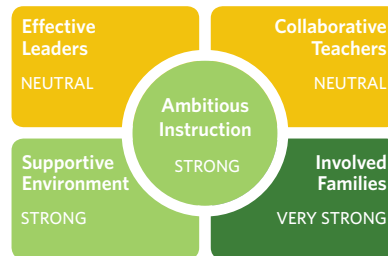
Student Attainment at this school was above average, which means NWEA test scores in Spring 2019 were higher than the national average score



School Culture & Climate



This school is "Well-Organized for Improvement" which means that the school has a very strong culture and climate, suggesting the school is set up for success. Results are based on student and teacher responses to the My Voice, My School 5Essentials survey. For more information on this survey and additional measures of school culture and climate, visit <https://www.5-essentials.org/cps/5e/2019/>.



Teacher Participation Rate:
91.9%

Student Participation Rate:
93.0%

Early Education Award

This school does not have a preschool program.

Healthy Schools



Students learn better at healthy schools! This charter school opted not to participate in the Healthy CPS Initiative and does not receive a rating from the District. Charter schools are still required to follow non-instructional health related policies.

Creative Schools



Certification not yet available; data from this school is still under review.

Supportive Schools



This school has put in place systems and structures to support social and emotional learning (SEL). This may include SEL action plans, ongoing training for teachers and staff, partnerships with community organizations, time for SEL in the master schedule, and/or targeted and intensive SEL services.

School Stats

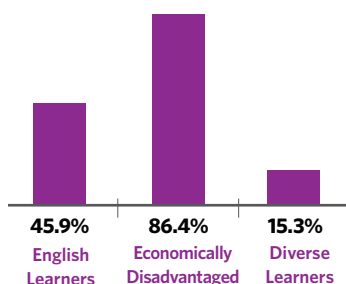
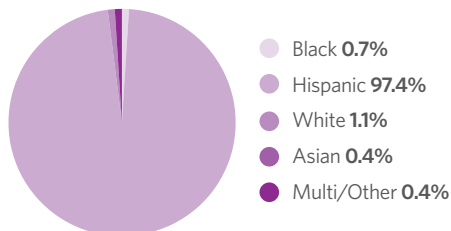
School Type: Charter - Traditional

Enrollment: 542

Grades Served: K-8

ADA Accessibility Level: Unknown

Demographics



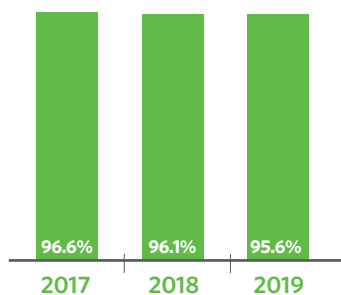
Nighborhood Map



This map shows nearby schools and their SQRP ratings based on their performance in the 2018-19 school year. An interactive version of this map, the School Locator, is available at cps.edu/schools.



Attendance

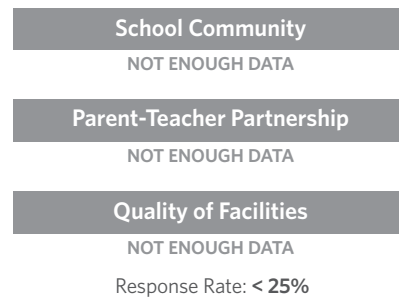


Grades 3-8 On Track

The percent of students in grades 3-8 who have an attendance rate of 95% or greater and earned a C or higher in reading and math



Parent Survey



School Connectedness

Students' reported sense of membership in the school community on the 5Essentials survey

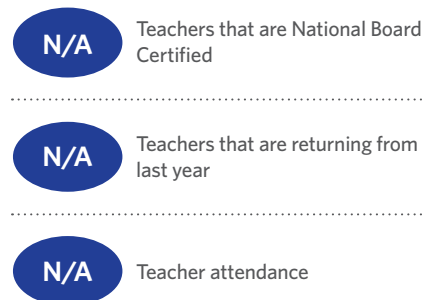


English Learners

The percent of students meeting annual growth targets



Teachers



Classroom Rigor

Students' perception of rigor in the classroom



Suspension Practices

The percent of students who received one or more out-of-school suspensions

