

CICS - Loomis Primary

9535 S Loomis St Chicago, IL 60643
 (773)429-8955 • <https://cicsloomisprimary.org> • @ChiPubSchools

- Level 1+
- Level 1
- Level 2+
- Level 2
- Level 3

Not Enough Data

School Quality Rating

This school does not have enough data for a rating according to the CPS School Quality Rating Policy (SQRP) at this time. To learn more, visit cps.edu/sqrp.


Accountability Status: Not Applicable

This school does not receive an official accountability status because its performance measures are determined by its contract with the Chicago Board of Education.

Student Growth

NOT ENOUGH DATA

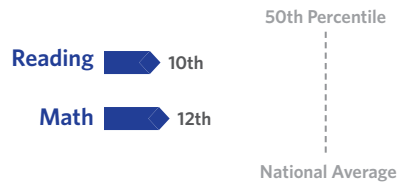
CPS does not have enough information about students' NWEA test scores to determine growth for this school.



Student Attainment

BELOW AVERAGE

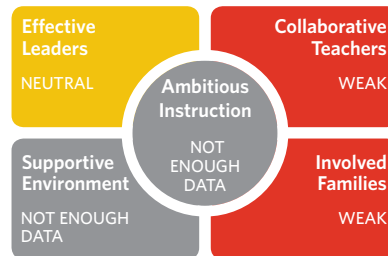
Student Attainment at this school was below average, which means NWEA test scores in Spring 2019 were lower than the national average score



School Culture & Climate

PARTIALLY ORGANIZED

This school is "Partially Organized for Improvement" which means that the school's culture and climate has a few strengths, but also has several weaknesses. Results are based on student and teacher responses to the My Voice, My School 5Essentials survey. For more information on this survey and additional measures of school culture and climate visit <https://www.5-essentials.org/cps/5e/2019/>.



Teacher Participation Rate:
94.7%

Student Participation Rate:
N/A

Early Education Award

This school does not have a preschool program.

Healthy Schools



Students learn better at healthy schools! This charter school opted not to participate in the Healthy CPS Initiative and does not receive a rating from the District. Charter schools are still required to follow non-instructional health related policies.

Creative Schools



Certification not yet available; data from this school is still under review.

Supportive Schools



This school has not submitted an action plan to support school climate and social & emotional learning (SEL).

School Stats


School Type: Charter - Traditional

Enrollment: 547

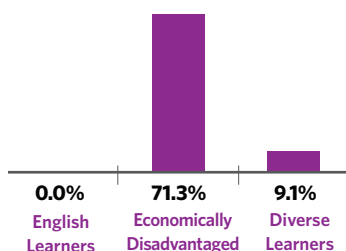
Grades Served: K-2

ADA Accessibility Level: Unknown

Demographics



- Black 99.8%
- Hispanic 0.2%
- White 0.0%
- Asian 0.0%
- Multi/Other 0.0%



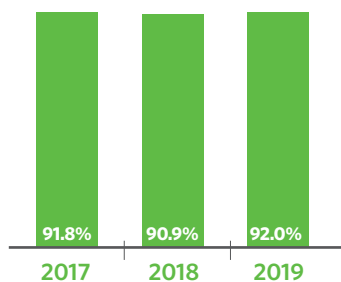
Neighborhood Map



This map shows nearby schools and their SQRP ratings based on their performance in the 2018-19 school year. An interactive version of this map, the School Locator, is available at cps.edu/schools.

- LEVEL 1+
- LEVEL 1
- LEVEL 2+
- LEVEL 2
- LEVEL 3
- NOT ENOUGH DATA

Attendance

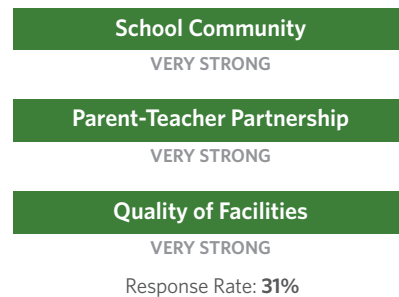


Grades 3-8 On Track

The percent of students in grades 3-8 who have an attendance rate of 95% or greater and earned a C or higher in reading and math



Parent Survey



School Connectedness

Students' reported sense of membership in the school community on the 5Essentials survey

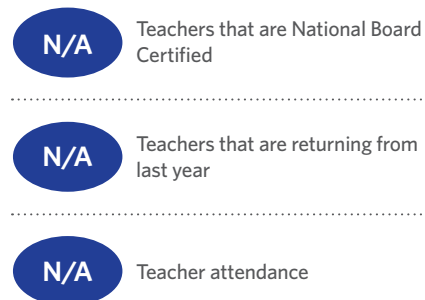


English Learners

The percent of students meeting annual growth targets

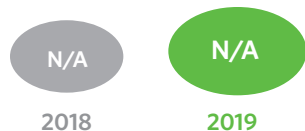


Teachers



Classroom Rigor

Students' perception of rigor in the classroom



Suspension Practices

The percent of students who received one or more out-of-school suspensions

