

## Camelot Safe Elementary

7877 S Coles Ave Chicago, IL 60649-4817

(773)902-2487 • <http://cameloteducation.org/our-schools/transition> • @ChiPubSchools

- Level 1+
- Level 1**
- Level 2+
- Level 2
- Level 3
- Not Enough Data

### School Quality Rating

This school received a Level 1 rating based on the CPS School Quality Rating Policy (SQRP). More information about what this rating means and how it is calculated is available at [cps.edu/sqrp](http://cps.edu/sqrp).

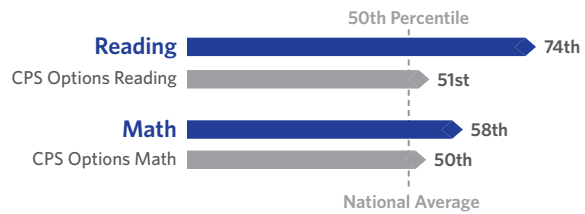
### Accountability Status: Not Applicable

This school does not receive an official accountability status because its performance measures are determined by its contract with the Chicago Board of Education.

## Student Growth

**FAR ABOVE AVERAGE**

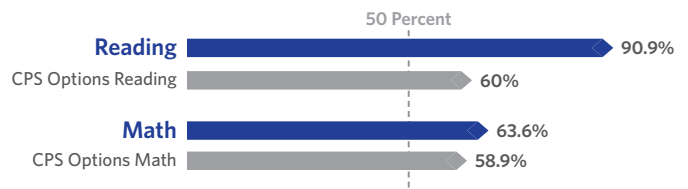
Student Growth measures the change in STAR test scores between two points in time: either fall to spring, winter to spring, or fall to winter depending on available test scores. The growth at this school is far above average, which means the students at this school generally showed much higher growth than students nationally with the same pretest scores.



## Students Making Growth Targets

**FAR ABOVE AVERAGE**

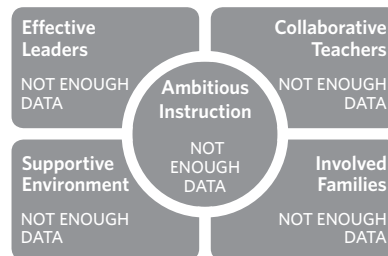
Students Making Growth Targets is the percent of students who reached the 40th percentile growth on STAR. This school has a very high number of students reaching this level of growth.



## School Culture & Climate

**NOT ENOUGH DATA**

This school does not have enough data for a report. This may be because not enough teachers and students responded or because there too few teachers or students in the school and thus we won't generate a report to protect their privacy. Results from the My Voice, My School 5Essentials surveys of students and teachers provide valuable information about a schools' culture and climate.



Teacher Participation Rate:  
**N/A**

Student Participation Rate:  
**N/A**

## Creative Schools



This school is Strong in the arts. It nearly meets the goals and priorities outlined in the CPS Arts Education Plan, including Staffing & Instruction, Partnerships, Community & Culture, and Budget & Planning. To learn more, visit <http://www.cpsarts.org/creative-schools-categories/>.

## Supportive Schools



This school has developed an action plan to support social and emotional learning (SEL). Leaders and staff have assessed their school climate, and they are beginning to adopt best practices to support SEL for all students.

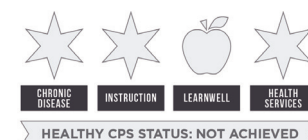
## Early College and Career Programs

Early College and Career Programs allow students to earn college credit or career credentials while still in high school.



This school has no Early College and Career Programs at this time.

## Healthy Schools



Students learn better at healthy schools! This school is working towards achieving Healthy CPS. Schools must earn four badges to become Healthy CPS. Learn more by visiting [www.cps.edu/healthycps](http://www.cps.edu/healthycps).

## School Stats

School Type: Safe - Options


Enrollment: 5

Grades Served: 4-8

ADA Accessibility Level: Unknown

## Demographics

- Black 0%
- Hispanic 0%
- White 0%
- Asian 0%
- Multi/Other 0%



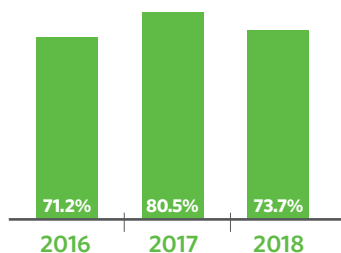
## Neighborhood Map



This map shows the location of this Options school. An interactive version of this map, the School Locator, is available at [cps.edu/schools](http://cps.edu/schools).

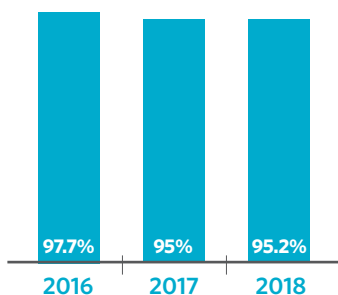
- LEVEL 1+
- LEVEL 1
- LEVEL 2+
- LEVEL 2
- LEVEL 3
- NOT ENOUGH DATA

## Attendance

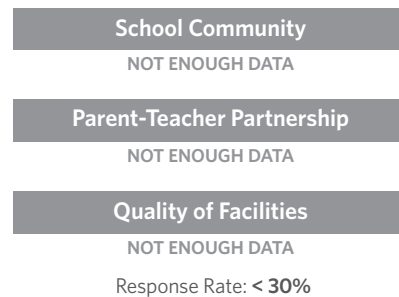


## Stabilization Rate

The percent of students who remain enrolled, completed the program, graduated or transferred

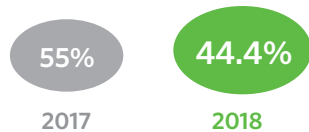


## Parent Survey



## Growth in Attendance

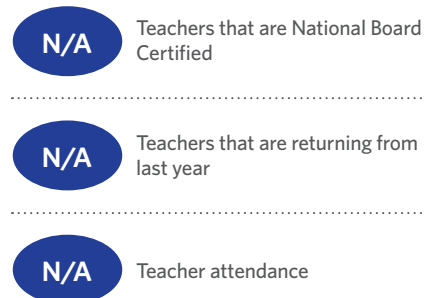
The percent of students with at least 90% attendance or have improved by at least 3 percentage points



## Students Passing All of Their Classes



## Teachers



## Suspension Practices

The percent of students who received one or more out-of-school suspensions



## One-Year Graduation Rate



Note: Some information on this page has been redacted to protect student privacy.