

## YCCS-Dr. Pedro Albizu Campos Puerto Rican HS

2739 W Division St Chicago, IL 60622-2854  
 (773)342-8022 • <http://pachs-chicago.org/> • @ChiPubSchools

- Level 1+
- Level 1
- Level 2+
- Level 2
- Level 3
- Not Enough Data

### School Quality Rating

This school received a Level 2+ rating based on the CPS School Quality Rating Policy (SQRP). More information about what this rating means and how it is calculated is available at [cps.edu/sqrp](http://cps.edu/sqrp).

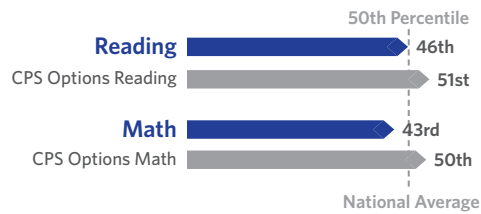
### Accountability Status: Not Applicable

This school does not receive an official accountability status because its performance measures are determined by its contract with the Chicago Board of Education.

## Student Growth

AVERAGE

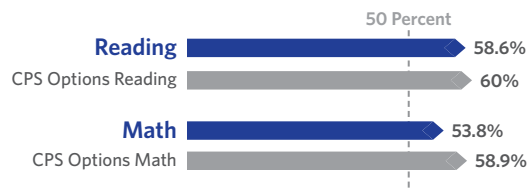
Student Growth measures the change in STAR test scores between two points in time: either fall to spring, winter to spring, or fall to winter depending on available test scores. The growth at this school is average, which means the students at this school generally showed about the same growth as students nationally with the same pretest scores.



## Students Making Growth Targets

ABOVE AVERAGE

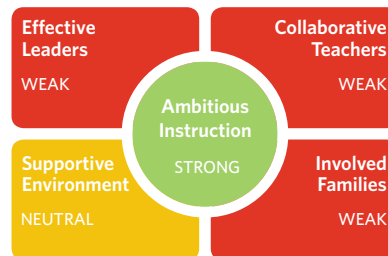
Students Making Growth Targets is the percent of students who reached the 40th percentile growth on STAR. This school has a high number of students reaching this level of growth.



## School Culture & Climate

PARTIALLY ORGANIZED

This school is "Partially Organized for Improvement" which means that the school's culture and climate has a few strengths, but also has several weaknesses. Results are based on student and teacher responses to the My Voice, My School 5Essentials survey. For more information on this survey and additional measures of school culture and climate visit <https://www.5-essentials.org/cps/5e/2018/>.



Teacher Participation Rate:  
**66.7%**

Student Participation Rate:  
**82.3%**

## Creative Schools



This school has an arts designation of Incomplete Data, and may or may not meet the goals and priorities of the CPS Arts Education Plan, but the school has insufficient data available to complete an assessment. To learn more, visit <http://www.cpsarts.org/creative-schools-categories/>.

## Supportive Schools



This school has not submitted an action plan to support school climate and social & emotional learning (SEL).

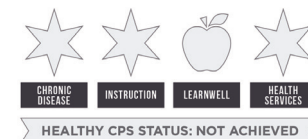
## Early College and Career Programs

Early College and Career Programs allow students to earn college credit or career credentials while still in high school.



This school has no Early College and Career Programs at this time.

## Healthy Schools



Students learn better at healthy schools! This school is working towards achieving Healthy CPS. Schools must earn four badges to become Healthy CPS. Learn more by visiting [www.cps.edu/healthycps](http://www.cps.edu/healthycps).

## School Stats

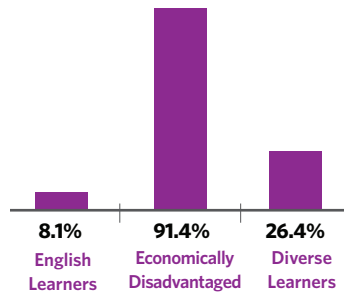
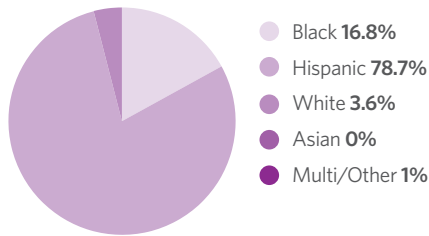
School Type: Charter - Options

Enrollment: 197

Grades Served: 9-12

ADA Accessibility Level: Unknown

## Demographics



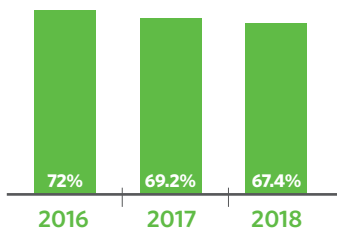
## Neighborhood Map



This map shows the location of this Options school. An interactive version of this map, the School Locator, is available at [cps.edu/schools](http://cps.edu/schools).

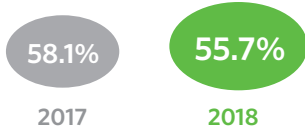


## Attendance



## Growth in Attendance

The percent of students with at least 90% attendance or have improved by at least 3 percentage points



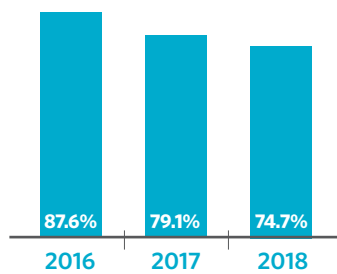
## Suspension Practices

The percent of students who received one or more out-of-school suspensions

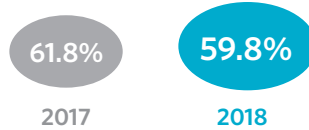


## Stabilization Rate

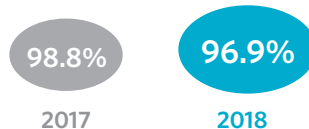
The percent of students who remain enrolled, completed the program, graduated or transferred



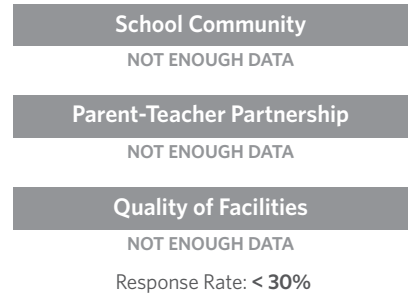
## Students Passing All of Their Classes



## One-Year Graduation Rate



## Parent Survey



## Teachers

