

George H Corliss High School

821 E 103rd St Chicago, IL 60628

(773)535-5115 • <http://www.newcorlisshs.org> • @ChiPubSchools



School Quality Rating

This school received a Level 2 rating based on the CPS School Quality Rating Policy (SQRP). More information about what this rating means and how it is calculated is available at cps.edu/sqrp.


Accountability Status: Intensive Support

This school is in Intensive Support, based on this and last year's SQRP ratings. This means that the district will continue to oversee this school's funding allocations and Continuous Improvement Work Plan (CIWP). More information is available at cps.edu/LSC

Student Growth



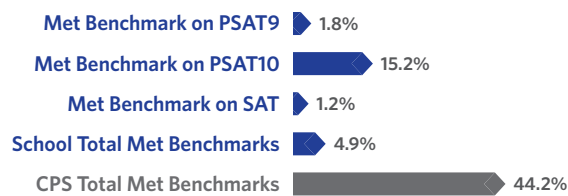
Student Growth at this school was below average, which means that students' actual 2018 PSAT and SAT composite scores were lower than their expected PSAT and SAT composite scores.




Student Attainment



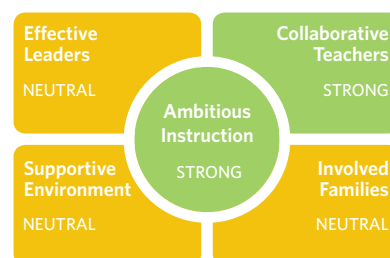
Student Attainment at this school was far below expectations, which means few students met college readiness benchmarks on their grade-appropriate PSAT or SAT assessment in Spring 2018.



School Culture & Climate



This school is "Organized for Improvement" which means that the school has a strong culture and climate with only a few areas for improvement. Results are based on student and teacher responses to the My Voice, My School 5Essentials survey. For more information on this survey and additional measures of school culture and climate visit <https://www.5-essentials.org/cps/5e/2018/>.



Teacher Participation Rate:
99.9%

Student Participation Rate:
74.2%

Creative Schools



This school is Strong in the arts. It nearly meets the goals and priorities outlined in the CPS Arts Education Plan, including Staffing & Instruction, Partnerships, Community & Culture, and Budget & Planning. To learn more, visit <http://www.cpsarts.org/creative-schools-categories/>.

Supportive Schools



This school has developed an action plan to support social and emotional learning (SEL). Leaders and staff have assessed their school climate, and they are beginning to adopt best practices to support SEL for all students.

Early College and Career Programs

Early College and Career Programs allow students to earn college credit or career credentials while still in high school.



Healthy Schools



Students learn better at healthy schools! This school is working towards achieving Healthy CPS. Schools must earn four badges to become Healthy CPS. Learn more by visiting www.cps.edu/healthycps.

School Stats

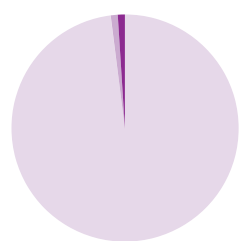
School Type: District - Traditional

Enrollment: 310

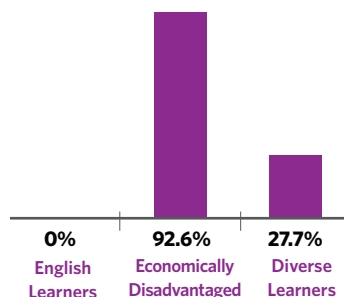
Grades Served: 9-12

ADA Accessibility Level: Usable

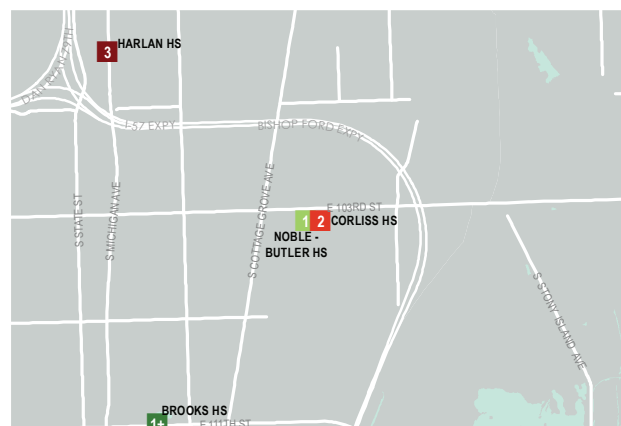
Demographics



Black **98.4%**
Hispanic **1.3%**
White **0%**
Asian **0%**
Multi/Other **0.3%**



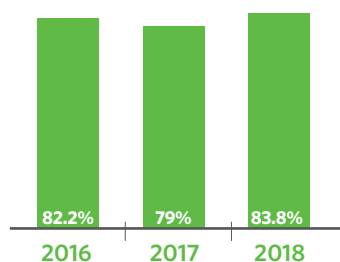
Neighborhood Map



This map shows nearby schools and their SQR ratings based on their performance in the 2017-18 school year. An interactive version of this map, the School Locator, is available at cps.edu/schools.

LEVEL 1+
LEVEL 1
LEVEL 2+
LEVEL 2
LEVEL 3
NOT ENOUGH DATA

Attendance



Freshmen On Track

The percent of freshmen who earned five or more credits without failing more than one semester core class

74.6% **78.5%**
2017 **2018**

School Connectedness

Students' reported sense of membership in the school community on the 5Essentials survey

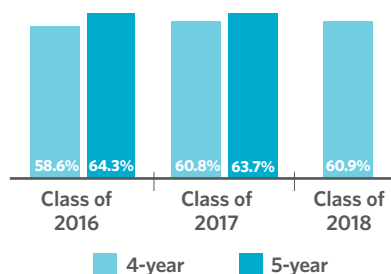
NEUTRAL **NEUTRAL**
2017 **2018**

Suspension Practices

The percent of students who received one or more out-of-school suspensions

20.2% **20.1%**
2017 **2018**

Graduation Rate



College Enrollment of Graduates

37.5% **52.6%**
2017 **2018**

Early College and Career Credential Attainment

32.5% **20%**
2017 **2018**

One-Year Dropout Rate

5.6% **8.3%**
2017 **2018**

Parent Survey

School Community

NOT ENOUGH DATA

Parent-Teacher Partnership

NOT ENOUGH DATA

Quality of Facilities

NOT ENOUGH DATA

Response Rate: < 30%

Teachers

2.9% Teachers that are National Board Certified

88.5% Teachers that are returning from last year

93.6% Teacher attendance

