

## Roberto Clemente Community Academy High School

1147 N Western Ave Chicago, IL 60622

(773)534-4000 • <http://www.rccachicago.org> • @ChiPubSchools



### School Quality Rating

This school received a Level 2 rating based on the CPS School Quality Rating Policy (SQRP). More information about what this rating means and how it is calculated is available at [cps.edu/sqrp](http://cps.edu/sqrp).


### Accountability Status: Provisional Support

This school is in Provisional Support, based on this and last year's SQRP ratings. This means that the district may oversee this school's curriculum, student services, staff development, or budget. More information is available at [cps.edu/LSC](http://cps.edu/LSC)

## Student Growth

AVERAGE

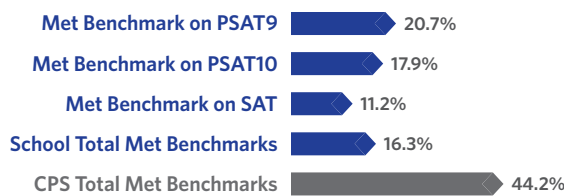
Student Growth at this school was average, which means that students' actual 2018 PSAT and SAT composite scores were close to their expected PSAT and SAT composite scores.



## Student Attainment

FAR BELOW EXPECTATIONS

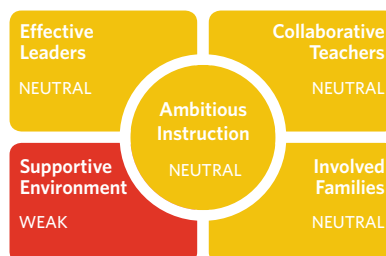
Student Attainment at this school was far below expectations, which means few students met college readiness benchmarks on their grade-appropriate PSAT or SAT assessment in Spring 2018.



## School Culture & Climate

PARTIALLY ORGANIZED

This school is "Partially Organized for Improvement" which means that the school's culture and climate has a few strengths, but also has several weaknesses. Results are based on student and teacher responses to the My Voice, My School 5Essentials survey. For more information on this survey and additional measures of school culture and climate visit <https://www.5-essentials.org/cps/5e/2018/>.



Teacher Participation Rate:  
82%

Student Participation Rate:  
89.7%

## Creative Schools



This school is Excelling in the arts. It meets the goals and priorities outlined in the CPS Arts Education Plan, including Staffing & Instruction, Partnerships, Community & Culture, and Budget & Planning. To learn more, visit <http://www.cpsarts.org/creative-schools-categories/>.

## Supportive Schools



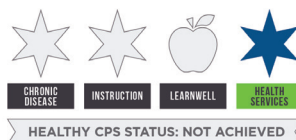
This school has put in place systems and structures to support social and emotional learning (SEL). This may include SEL action plans, ongoing training for teachers and staff, partnerships with community organizations, time for SEL in the master schedule, and/or targeted and intensive SEL services.

## Early College and Career Programs

Early College and Career Programs allow students to earn college credit or career credentials while still in high school.



## Healthy Schools



Students learn better at healthy schools! This school is working towards achieving Healthy CPS. Schools must earn four badges to become Healthy CPS. Learn more by visiting [www.cps.edu/healthycps](http://www.cps.edu/healthycps).

HEALTHY CPS STATUS: NOT ACHIEVED

## School Stats

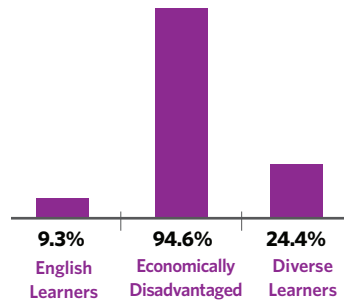
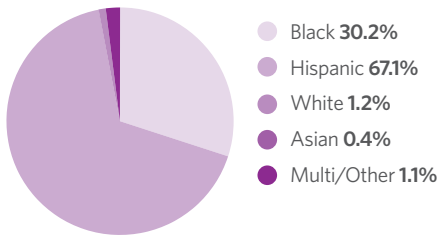
**School Type:** District - Traditional

**Enrollment:** 754

**Grades Served:** 9-12

**ADA Accessibility Level:** Usable

## Demographics



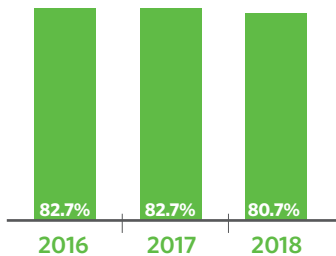
## Neighborhood Map



This map shows nearby schools and their SQRP ratings based on their performance in the 2017-18 school year. An interactive version of this map, the School Locator, is available at [cps.edu/schools](http://cps.edu/schools).



## Attendance



### Freshmen On Track

The percent of freshmen who earned five or more credits without failing more than one semester core class



### School Connectedness

Students' reported sense of membership in the school community on the 5Essentials survey

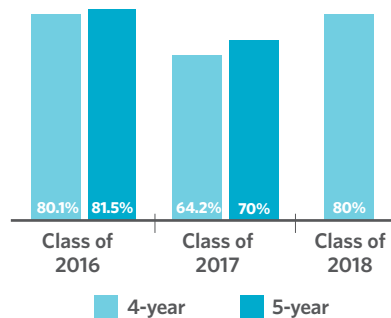


### Suspension Practices

The percent of students who received one or more out-of-school suspensions



## Graduation Rate



### College Enrollment of Graduates



### Early College and Career Credential Attainment



### One-Year Dropout Rate



## Parent Survey

**School Community**

NOT ENOUGH DATA

**Parent-Teacher Partnership**

NOT ENOUGH DATA

**Quality of Facilities**

NOT ENOUGH DATA

Response Rate: < 30%

## Teachers

**0%** Teachers that are National Board Certified

**67.3%** Teachers that are returning from last year

**96.2%** Teacher attendance

