

Dr Martin Luther King Jr College Prep HS

4445 S Drexel Blvd Chicago, IL 60653

(773)535-1180 • <http://www.newkcp.org> • @ChiPubSchools



School Quality Rating

This school received a Level 1 rating based on the CPS School Quality Rating Policy (SQRP). More information about what this rating means and how it is calculated is available at cps.edu/sqrp.


Accountability Status: Good Standing

This school is in Good Standing, based on this and last year's SQRP ratings. This means that the Local School Council (LSC) will oversee this school's funding allocations and Continuous Improvement Work Plan (CIWP). More information is available at cps.edu/LSC

Student Growth

BELOW
AVERAGE

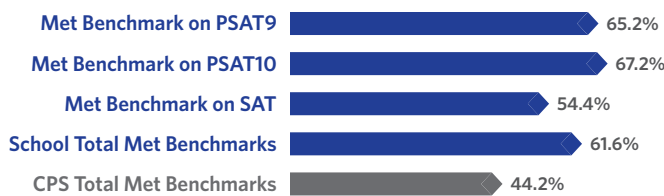
Student Growth at this school was below average, which means that students' actual 2018 PSAT and SAT composite scores were lower than their expected PSAT and SAT composite scores.



Student Attainment

ABOVE
EXPECTATIONS

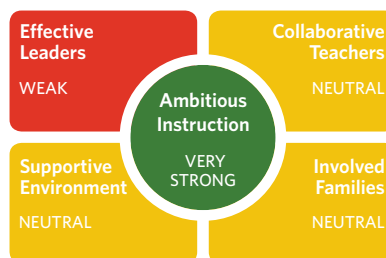
Student Attainment at this school was above expectations, which means most students met college readiness benchmarks on their grade-appropriate PSAT or SAT assessment in Spring 2018.



School Culture & Climate

MODERATELY
ORGANIZED

This school is "Moderately Organized for Improvement" which means that the school has both strengths and weaknesses in their culture and climate. Results are based on student and teacher responses to the My Voice, My School 5Essentials survey. For more information on this survey and additional measures of school culture and climate visit <https://www.5-essentials.org/cps/5e/2018/>.



Teacher Participation Rate:
67.9%

Student Participation Rate:
76.1%

Creative Schools



This school is Excelling in the arts. It meets the goals and priorities outlined in the CPS Arts Education Plan, including Staffing & Instruction, Partnerships, Community & Culture, and Budget & Planning. To learn more, visit <http://www.cpsarts.org/creative-schools-categories/>.

Supportive Schools



This school has not submitted an action plan to support school climate and social & emotional learning (SEL).

Early College and Career Programs

Early College and Career Programs allow students to earn college credit or career credentials while still in high school.



Healthy Schools



Students learn better at healthy schools! This school is working towards achieving Healthy CPS. Schools must earn four badges to become Healthy CPS. Learn more by visiting www.cps.edu/healthycps.

School Stats

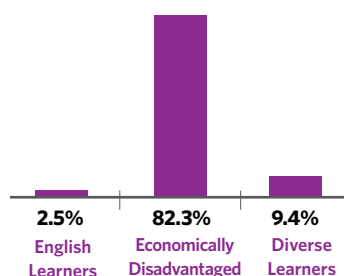
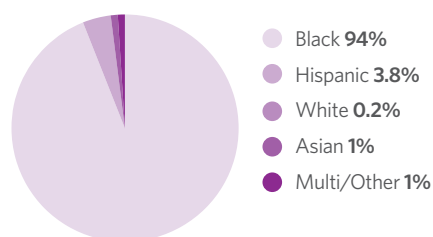
School Type: District - Traditional

Enrollment: 599

Grades Served: 9-12

ADA Accessibility Level: First Floor Usable

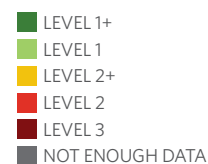
Demographics



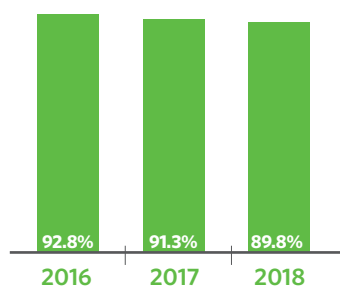
Neighborhood Map



This map shows nearby schools and their SQRP ratings based on their performance in the 2017-18 school year. An interactive version of this map, the School Locator, is available at cps.edu/schools.



Attendance



Freshmen On Track

The percent of freshmen who earned five or more credits without failing more than one semester core class



School Connectedness

Students' reported sense of membership in the school community on the 5Essentials survey

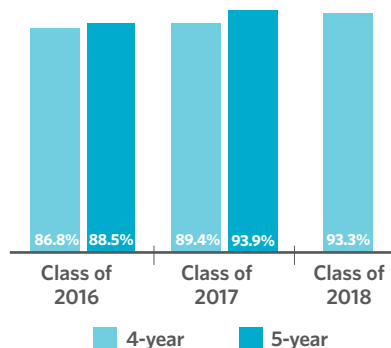


Suspension Practices

The percent of students who received one or more out-of-school suspensions



Graduation Rate



College Enrollment of Graduates



Early College and Career Credential Attainment



One-Year Dropout Rate



Parent Survey

School Community

NOT ENOUGH DATA

Parent-Teacher Partnership

NOT ENOUGH DATA

Quality of Facilities

NOT ENOUGH DATA

Response Rate: < 30%

Teachers

22% Teachers that are National Board Certified

87.2% Teachers that are returning from last year

94.8% Teacher attendance

