

## Northside Learning Center High School

3730 W Bryn Mawr Ave Chicago, IL 60659  
 (773)534-5180 • <http://www.northsidelearningcenter.org/> • @ChiPubSchools

- Level 1+
- Level 1
- Level 2+
- Level 2
- Level 3

Not Enough Data

### School Quality Rating

This school does not have enough data for a rating according to the CPS School Quality Rating Policy (SQRP) at this time. To learn more, visit [cps.edu/sqrp](http://cps.edu/sqrp).

### Accountability Status: Good Standing

This school is in Good Standing, based on this and last year's SQRP ratings. This means that the Local School Council (LSC) will oversee this school's funding allocations and Continuous Improvement Work Plan (CIWP). More information is available at [cps.edu/LSC](http://cps.edu/LSC)

## Student Growth

NOT ENOUGH DATA

CPS does not have enough information about students' SAT test scores to determine growth for this school.

- PSAT 9 Cohort Growth ▶ N/A
- PSAT 10 Annual Growth - Reading ▶ N/A
- PSAT 10 Annual Growth - Math ▶ N/A
- SAT Annual Growth - Reading ▶ N/A
- SAT Annual Growth - Math ▶ N/A
- SAT Cohort Growth ▶ N/A



## Student Attainment

NOT ENOUGH DATA

CPS does not have enough information about students' SAT test scores to determine attainment for this school.

- Met Benchmark on PSAT9 ▶ N/A
- Met Benchmark on PSAT10 ▶ N/A
- Met Benchmark on SAT ▶ N/A
- School Total Met Benchmarks ▶ N/A

CPS Total Met Benchmarks  44.2%

## School Culture & Climate

WELL ORGANIZED

This school is "Well-Organized for Improvement" which means that the school has a very strong culture and climate, suggesting the school is set up for success. Results are based on student and teacher responses to the My Voice, My School 5Essentials survey. For more information on this survey and additional measures of school culture and climate, visit <https://www.5-essentials.org/cps/5e/2018/>.



Teacher Participation Rate:  
**68.8%**

Student Participation Rate:  
**86.1%**

## Creative Schools



This school is Strong in the arts. It nearly meets the goals and priorities outlined in the CPS Arts Education Plan, including Staffing & Instruction, Partnerships, Community & Culture, and Budget & Planning. To learn more, visit <http://www.cpsarts.org/creative-schools-categories/>.

## Supportive Schools



This school has developed an action plan to support social and emotional learning (SEL). Leaders and staff have assessed their school climate, and they are beginning to adopt best practices to support SEL for all students.

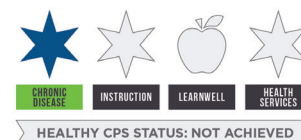
## Early College and Career Programs

Early College and Career Programs allow students to earn college credit or career credentials while still in high school.



This school has no Early College and Career Programs at this time.

## Healthy Schools



Students learn better at healthy schools! This school is working towards achieving Healthy CPS. Schools must earn four badges to become Healthy CPS. Learn more by visiting [www.cps.edu/healthycps](http://www.cps.edu/healthycps).

## School Stats

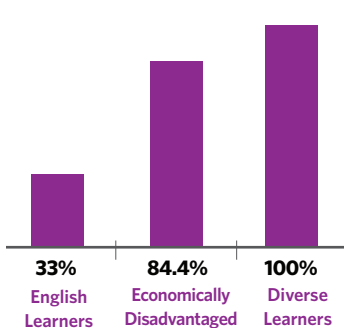
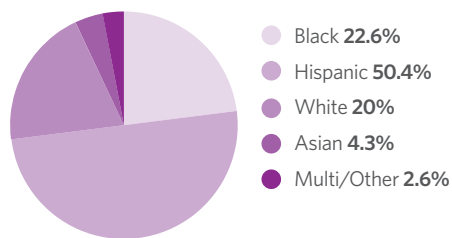
School Type: District - Specialty

Enrollment: 230

Grades Served: 9-12

ADA Accessibility Level: Usable

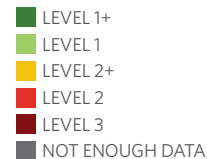
## Demographics



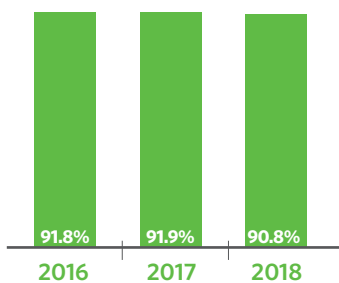
## Neighborhood Map



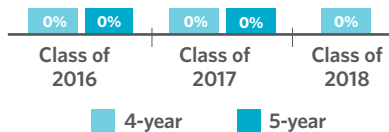
This map shows nearby schools and their SQRP ratings based on their performance in the 2017-18 school year. An interactive version of this map, the School Locator, is available at [cps.edu/schools](http://cps.edu/schools).



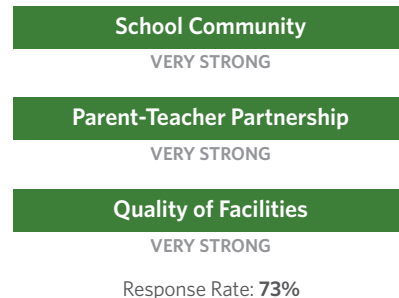
## Attendance



## Graduation Rate



## Parent Survey



## Freshmen On Track


The percent of freshmen who earned five or more credits without failing more than one semester core class



## College Enrollment of Graduates



## Teachers



## School Connectedness

Students' reported sense of membership in the school community on the 5Essentials survey



## Early College and Career Credential Attainment



## Suspension Practices

The percent of students who received one or more out-of-school suspensions



## One-Year Dropout Rate

