

## Manley Career Academy High School

2935 W Polk St Chicago, IL 60612

(773)534-6900 • <http://www.manleyhighschool.org> • @ChiPubSchools



### School Quality Rating

This school received a Level 2 rating based on the CPS School Quality Rating Policy (SQRP). More information about what this rating means and how it is calculated is available at [cps.edu/sqrp](http://cps.edu/sqrp).


### Accountability Status: Intensive Support

This school is in Intensive Support, based on this and last year's SQRP ratings. This means that the district will continue to oversee this school's funding allocations and Continuous Improvement Work Plan (CIWP). More information is available at [cps.edu/LSC](http://cps.edu/LSC)

## Student Growth

BELOW  
AVERAGE

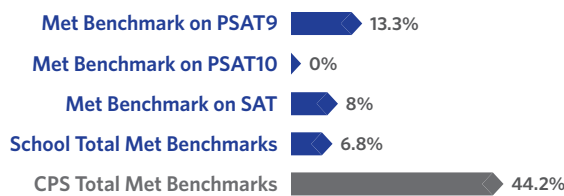
Student Growth at this school was below average, which means that students' actual 2018 PSAT and SAT composite scores were lower than their expected PSAT and SAT composite scores.



## Student Attainment

FAR BELOW  
EXPECTATIONS

Student Attainment at this school was far below expectations, which means few students met college readiness benchmarks on their grade-appropriate PSAT or SAT assessment in Spring 2018.



## School Culture & Climate

WELL  
ORGANIZED

This school is "Well-Organized for Improvement" which means that the school has a very strong culture and climate, suggesting the school is set up for success. Results are based on student and teacher responses to the My Voice, My School 5Essentials survey. For more information on this survey and additional measures of school culture and climate, visit <https://www.5-essentials.org/cps/5e/2018/>.



Teacher Participation Rate:  
92.3%

Student Participation Rate:  
60.4%

## Creative Schools



This school is Developing in the arts. It occasionally meets the goals and priorities of the CPS Arts Education Plan including Staffing & Instruction, Partnerships, Community & Culture and Budget & Planning. To learn more, visit <http://www.cpsarts.org/creative-schools-categories/>.

## Supportive Schools



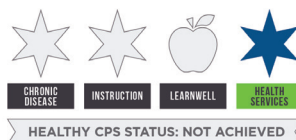
This school has developed an action plan to support social and emotional learning (SEL). Leaders and staff have assessed their school climate, and they are beginning to adopt best practices to support SEL for all students.

## Early College and Career Programs

Early College and Career Programs allow students to earn college credit or career credentials while still in high school.



## Healthy Schools



Students learn better at healthy schools! This school is working towards achieving Healthy CPS. Schools must earn four badges to become Healthy CPS. Learn more by visiting [www.cps.edu/healthycps](http://www.cps.edu/healthycps).

## School Stats

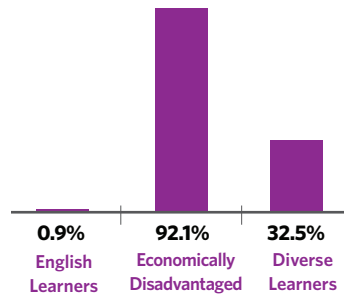
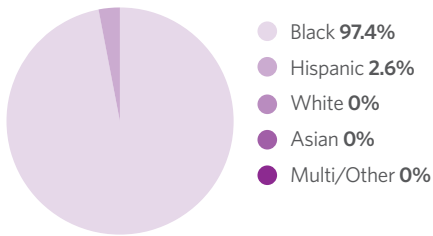
**School Type:** District - Traditional

**Enrollment:** 114

**Grades Served:** 9-12

**ADA Accessibility Level:** Usable

## Demographics



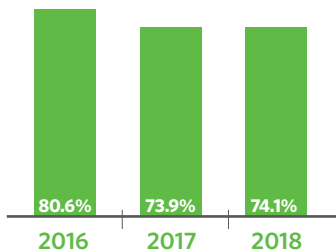
## Neighborhood Map



This map shows nearby schools and their SQRP ratings based on their performance in the 2017-18 school year. An interactive version of this map, the School Locator, is available at [cps.edu/schools](http://cps.edu/schools).



## Attendance



### Freshmen On Track

The percent of freshmen who earned five or more credits without failing more than one semester core class



### School Connectedness

Students' reported sense of membership in the school community on the 5Essentials survey

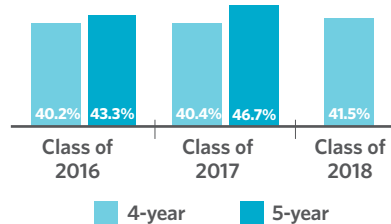


### Suspension Practices

The percent of students who received one or more out-of-school suspensions



## Graduation Rate



### College Enrollment of Graduates



### Early College and Career Credential Attainment



### One-Year Dropout Rate



## Parent Survey

School Community

STRONG

Parent-Teacher Partnership

NEUTRAL

Quality of Facilities

STRONG

Response Rate: 34%

## Teachers

0% Teachers that are National Board Certified

81.8% Teachers that are returning from last year

93.3% Teacher attendance

